



March 18, 2020

David A. May, P.E.  
Director of Expressway Operations  
Tampa-Hillsborough Expressway Authority  
1104 East Twiggs Street  
Suite 300  
Tampa Fl. 33602

**SUBJECT: UTILITIES CERTIFICATION**

Project Road: East Twiggs Street  
County: Hillsborough  
THEA Project ID: 0-00419  
Description: East Twiggs Street from West of N. Nebraska Avenue to West of N. Meridian Avenue. – Widening

This is to certify that all utility negotiations for this Design-Build Project have been completed and updated with the necessary arrangements or the work to be undertaken and completed, as required, for proper coordination with the physical Construction Schedule.

Plans were sent for review to the following Utility Agency/Owners within the project limits and their final status is as follows:

**No Conflict:**

Crown Castle  
Hillsborough County Sheriff's Office

**Utility Work Schedule (UWS):**

Bright House Networks  
CenturyLink  
City of Tampa Wastewater  
City of Tampa Water  
Fiberlight  
Frontier Communications  
Sprint  
Tampa Electric Company  
TECO Peoples Gas  
Verizon Business/ MCI/XO Comm.

Sincerely,  
WANTMAN GROUP, INC.



Christopher J. Stermer  
Utility Coordination Manager

Attached: Utility response letter/documents, and marked plans  
CC: James E. Drapp, VP, HNTB, Project Manager  
Alphonse Stewart, PE, HNTB, Project Manager  
Megan Tetro, PE, WGI, EOR, Project Manager

TAMPA HILLSBOROUGH  
EXPRESSWAY AUTHORITY

CONTRACT PLANS

INDEX OF ROADWAY PLANS	
SHEET NO.	SHEET DESCRIPTION
1	KEY SHEET
2	SIGNATURE SHEET
3	GENERAL NOTES
UTV-1	SUMMARY OF VERIFIED UTILITIES
4 - 5	UTILITY ADJUSTMENT TYPICAL SECTION* ROADWAY PLAN*

\* PLAN SHEETS PROVIDED FOR INFORMATION ONLY

Charter / Spectrum / Bright House Networks RGB's

Manager : Mike Decroix

Supervisor : Scott Creasy

Coordinator : Mark Giurbino

813-436-2118

GOVERNING STANDARD PLANS:  
Florida Department of Transportation, FY2018/19 Standard Plans for Road and Bridge Construction and applicable Interim Revisions (IRs).

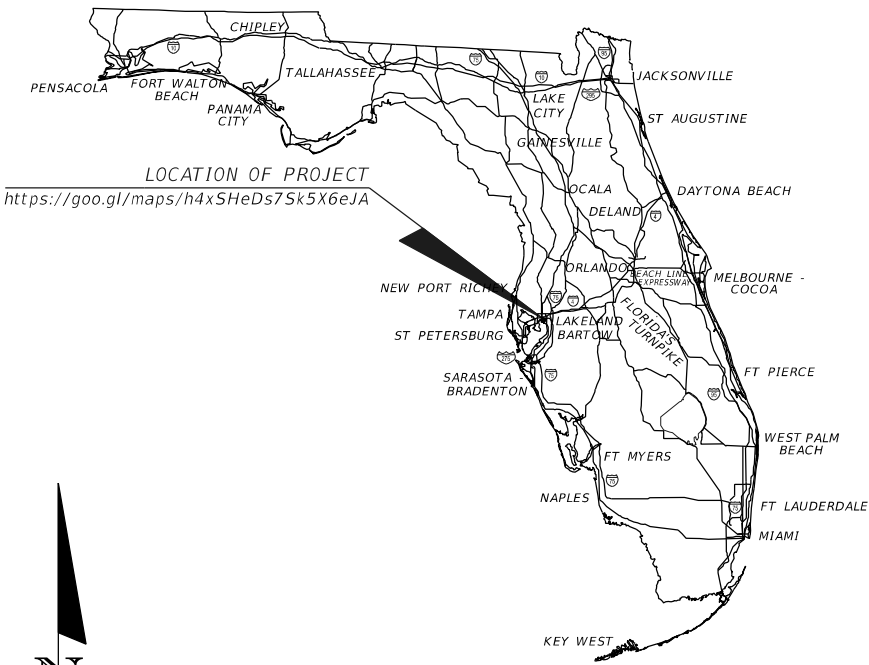
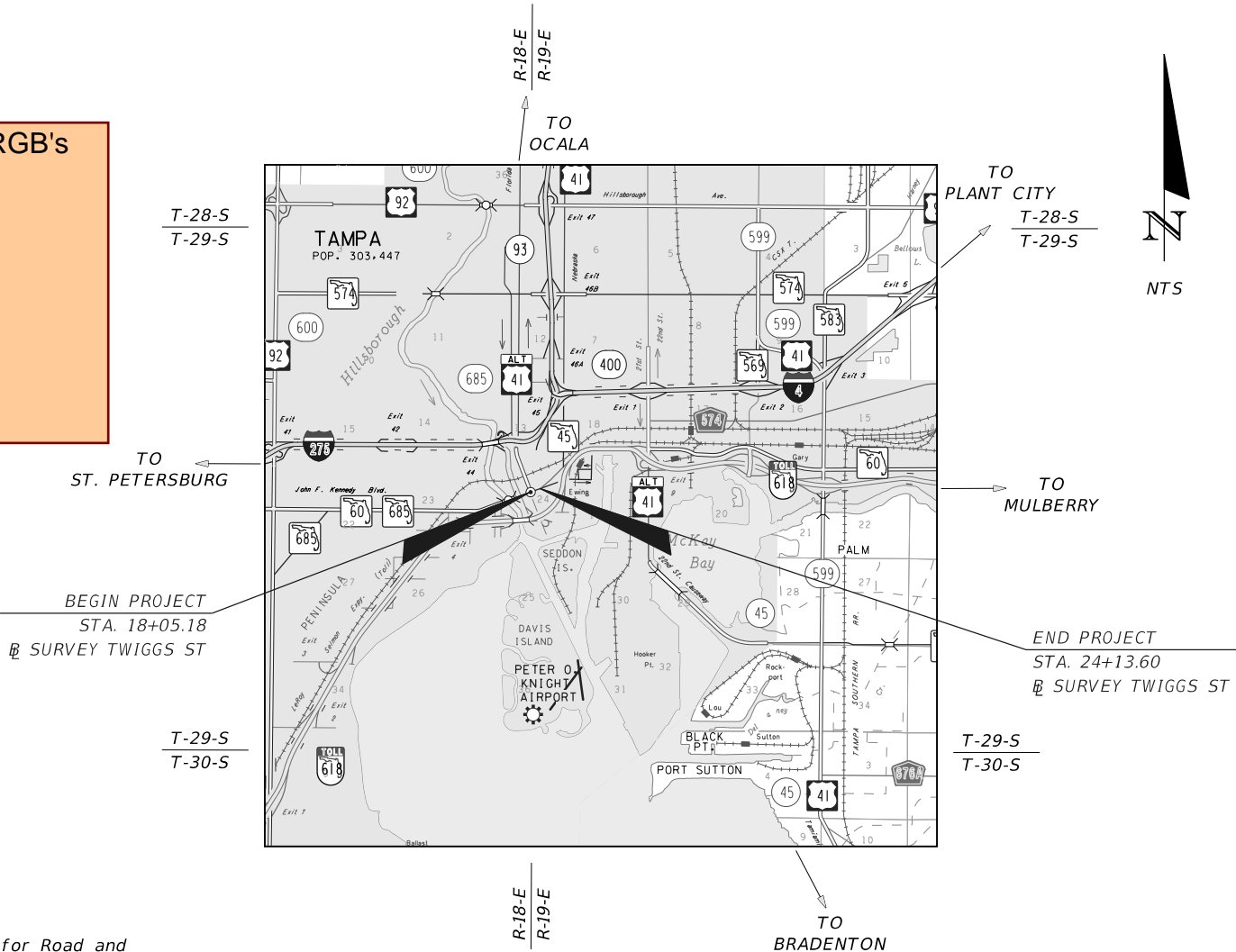
Standard Plans for Road Construction and associated IRs are available at the following website: <http://www.fdot.gov/design/standardplans>

GOVERNING STANDARD SPECIFICATIONS:  
Florida Department of Transportation, July 2018 Standard Specifications for Road and Bridge Construction at the following website: <http://www.fdot.gov/programmanagement/Implemented/SpecBooks>

PROJECT ID: O-00419

HILLSBOROUGH COUNTY (10002)

E. TWIGGS STREET UTILITY ADJUSTMENTS

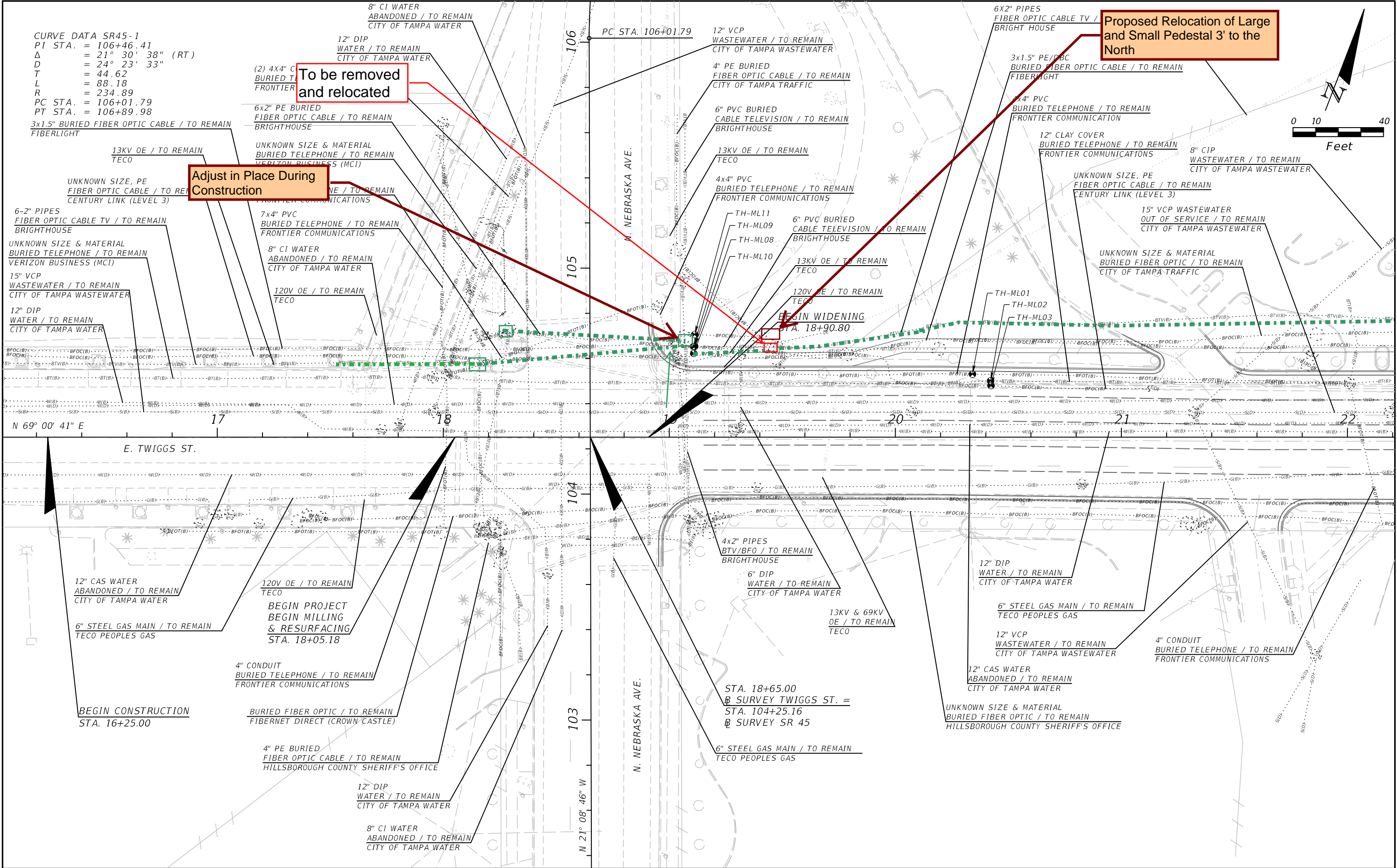


ROADWAY PLANS  
ENGINEER OF RECORD:

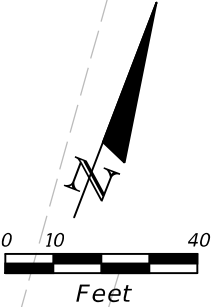
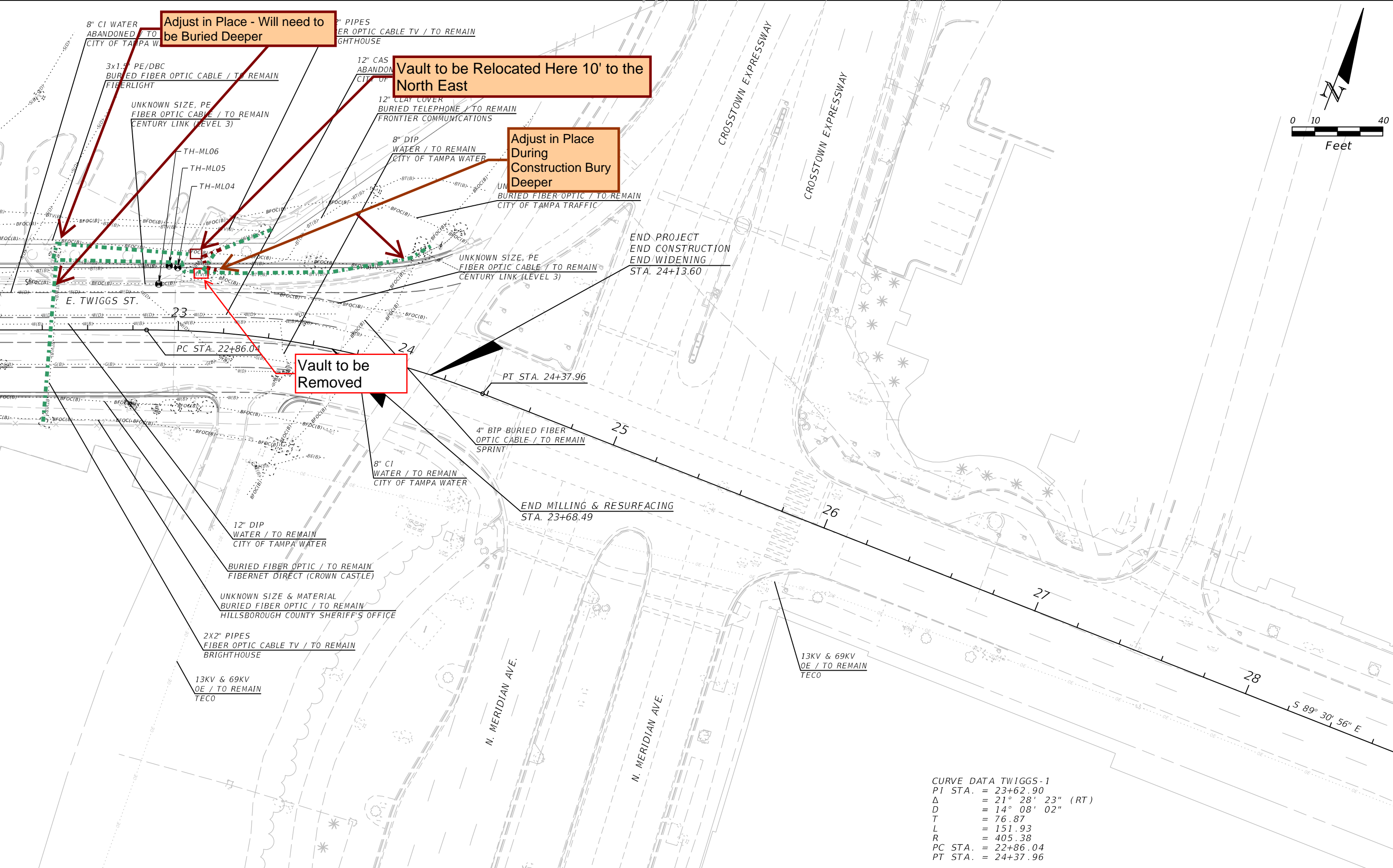
MEGAN M. TETRO, P.E. NO.: 76120  
WANTMAN GROUP, INC.  
3111 W. DR. MARTIN LUTHER KING JR. BLVD.,  
SUITE 375, TAMPA, FL 33607  
(813) 574-3190  
CERTIFICATE OF AUTHORIZATION NO.: 6091

THEA PROJECT MANAGER:  
DAVID MAY, P.E.

CONSTRUCTION CONTRACT NO.	FISCAL YEAR	SHEET NO.
		1



REVISIONS				MEGAN M. TETRO, P.E. FLORIDA PE NO. 76120 WANTMAN GROUP, INC. 3111 W. MARTIN LUTHER KING JR. BLVD., SUITE 375, TAMPA, FL 33607 CERTIFICATE OF AUTHORIZATION NO. 6091	TAMPA HILLSBOROUGH EXPRESSWAY AUTHORITY			UTILITY ADJUSTMENT (1)	SHEET NO.  4
DATE	DESCRIPTION	DATE	DESCRIPTION		ROAD	COUNTY	CONTRACT NO.		
					TWIGGS	HILLSBOROUGH	000419		



CURVE DATA TWIGGS-1  
PI STA. = 23+62.90  
Δ = 21° 28' 23" (RT)  
D = 14° 08' 02"  
T = 76.87  
L = 151.93  
R = 405.38  
PC STA. = 22+86.04  
PT STA. = 24+37.96

REVISIONS				MEGAN M. TETRO, P.E. FLORIDA PE NO. 76120 WANTMAN GROUP, INC. 3111 W. MARTIN LUTHER KING JR. BLVD., SUITE 375, TAMPA, FL 33607 CERTIFICATE OF AUTHORIZATION NO. 6091	TAMPA HILLSBOROUGH EXPRESSWAY AUTHORITY			UTILITY ADJUSTMENT (2)	SHEET NO.  5
DATE	DESCRIPTION	DATE	DESCRIPTION		ROAD	COUNTY	CONTRACT NO.		
					TWIGGS	HILLSBOROUGH	000419		

THE OFFICIAL RECORD OF THIS SHEET IS THE ELECTRONIC FILE DIGITALLY SIGNED AND SEALED UNDER RULE 61G15-23.004, F.A.C.

FLORIDA DEPARTMENT OF TRANSPORTATION  
**UTILITY WORK SCHEDULE**

December 14, 2016

Pursuant to Section 337.403 F.S., the UAO and FDOT agree to the UAO's need for relocation or adjustment to its utilities and FDOT's need for a schedule for the UAO to effect the relocation or adjustment. This utility work schedule is based on FDOT plans dated in the project information box below. Any deviation by FDOT or its contractor from these plans, may void this utility work schedule. Upon notification by FDOT of a change to these plans, the UAO may negotiate a new utility work schedule. The UAO agrees to notify FDOT and the contractor in writing prior to starting, stopping, resuming, and completing work in accordance with this utility work schedule. The UAO shall obtain a utility permit and comply with requirements of the 2017 Utility Accommodation Manual (UAM) for all work done under this utility work schedule. The UAO is not responsible for events beyond the control of the UAO that could not be reasonably anticipated by the UAO and which could not be avoided by the UAO with exercise of due diligence at the time of the occurrence.

**FDOT PROJECT INFORMATION**

Financial Project ID: O-00419	Federal Project ID:
State Road Number: N/A	County: Hillsborough
FDOT Plans Dated: July 2019	District Document No.: N/A

**UTILITY AGENCY/OWNER (UAO)**

Utility Company: Bright House Networks		
UAO Project Rep: Scott Creasy	Phone: 727-224-2030	E-mail: windell.creasy@charter.com
UAO Field Rep: Mark Giurbino	Phone: 813-436-2118	E-mail: mark.giurbino@charter.com

**UTILITY SIGNATURE**

I have reviewed the FDOT plans referenced above and submit this utility work schedule in compliance with UAM Section 5 and agree to be bound by the terms of this utility work schedule.

UAO Rep.



Date 1 / 29 / 20

Name Mark Giurbino

Title Construction Coordinator

**ENGINEER OF RECORD SIGNATURE**

I attest this utility work schedule is compatible with the FDOT plans referenced above.

EOR.



Date 2 / 5 / 2020

Name Megan M. Tetto, P.E.

Title Engineer of Record

**APPROVAL BY DISTRICT UTILITIES**

This utility work schedule is complete and acceptable to FDOT.

FDOT Rep.



Date 03/10/2020

Name David May

Title Director of Operations

**SECTION A: SUMMARY OF UTILITY WORK**

The below days are the total numbers of days shown for all activities in Section C of this utility work schedule. The breakdown of how these days are to be incorporated into the FDOT project and the dependence of these days upon the completion of other activities by the UAO or others is shown in Section C.

Days prior to FDOT project construction: 10

Days during FDOT project construction: 2

Financial Project ID: O-00419  
Utility Company: Bright House Networks  
FDOT Plans Dated: July 2019

**SECTION B: UAO SPECIAL CONDITIONS/CONSTRAINTS**

- A.) Bright House Networks requires 2 weeks advanced notice to schedule outages. This applies to cutover and removal of old cables.  
B.) Bright House Networks will install facilities to new TECO poles once installation of new TECO circuits are complete and activated.  
C.) Bright House Networks will remove facilities from TECO poles once circuits have been removed and pole has been topped.  
D). In the case any design changes occur during construction, Bright House Networks will require a 24hr notice to "Hold & Protect" , or a 48hr notice to Adjust buried facilities.

Financial Project ID:	O-00419
Utility Company:	Bright House Networks
FDOT Plans Dated:	July 2019

## SECTION C: UAO's WORK ACTIVITIES

[illegible]

TAMPA HILLSBOROUGH  
EXPRESSWAY AUTHORITY

CONTRACT PLANS

INDEX OF ROADWAY PLANS	
SHEET NO.	SHEET DESCRIPTION
1	KEY SHEET
2	SIGNATURE SHEET
3	GENERAL NOTES
UTV-1	SUMMARY OF VERIFIED UTILITIES
4 - 5	UTILITY ADJUSTMENT TYPICAL SECTION* ROADWAY PLAN*

\* PLAN SHEETS PROVIDED FOR INFORMATION ONLY

Includes Level 3 CenturyLink

Verizon  
Business  
MCI/XO  
RGB  
Markups

James Barra  
MCI/Verizon Services Operations  
Engineer III, Spec-Ntwk Eng & Ops  
Engineering OSP BAU & One Fiber  
MCI Communications Services  
Cell 813-928-9881  
James.Barra1@VerizonWireless.com

Thomas Darling  
MCI Local Coordinator – OSP Engineer  
WD Communications Inc  
727-804-3870 (C)

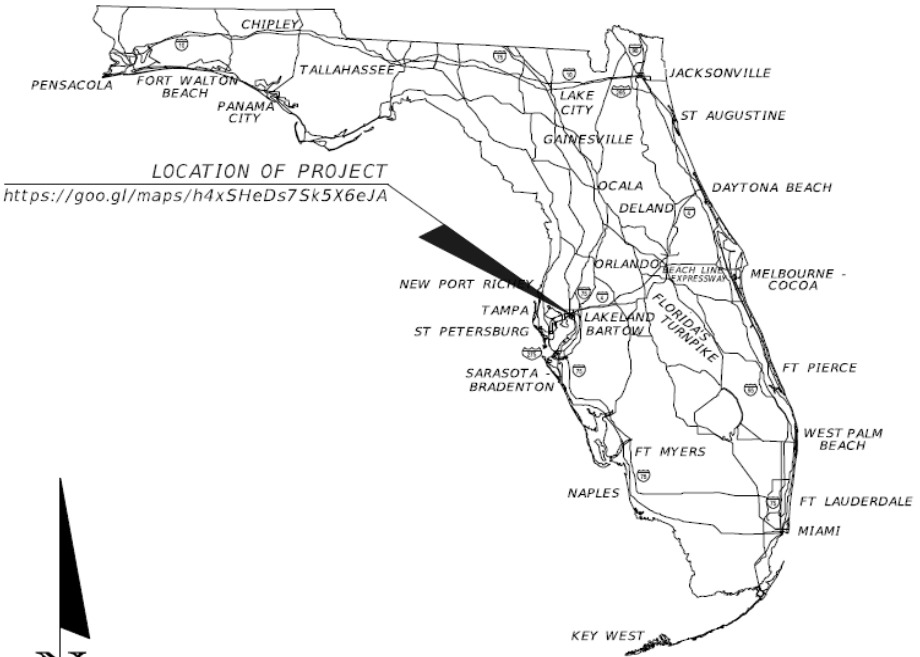
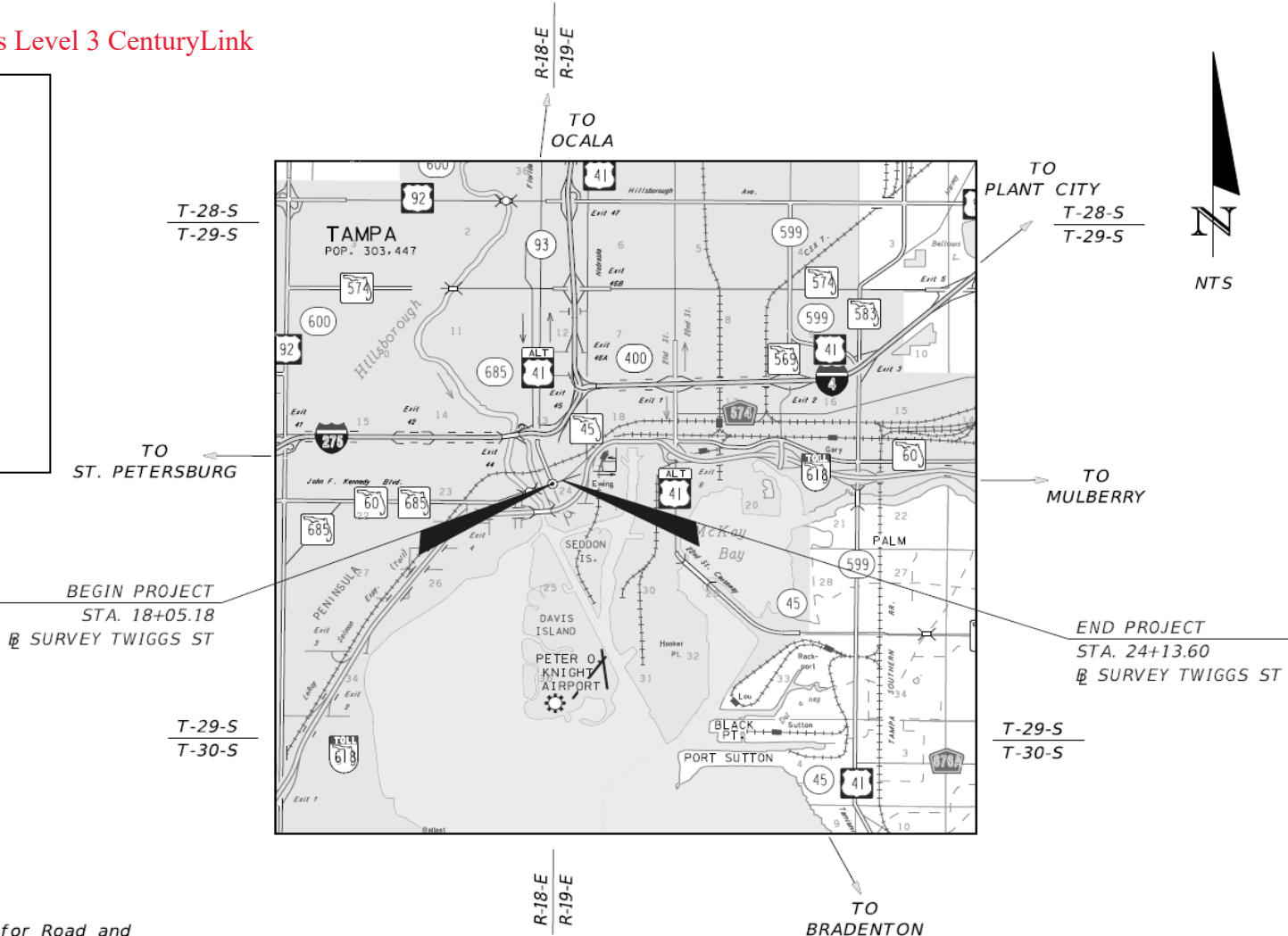
GOVERNING STANDARD PLANS:  
Florida Department of Transportation, FY2018/19 Standard Plans for Road and Bridge Construction and applicable Interim Revisions (IRs).  
  
Standard Plans for Road Construction and associated IRs are available at the following website: <http://www.fdot.gov/design/standardplans>

GOVERNING STANDARD SPECIFICATIONS:  
Florida Department of Transportation, July 2018 Standard Specifications for Road and Bridge Construction at the following website:  
<http://www.fdot.gov/programmanagement/Implemented/SpecBooks>

PROJECT ID: O-00419

HILLSBOROUGH COUNTY (10002)

E. TWIGGS STREET UTILITY ADJUSTMENTS

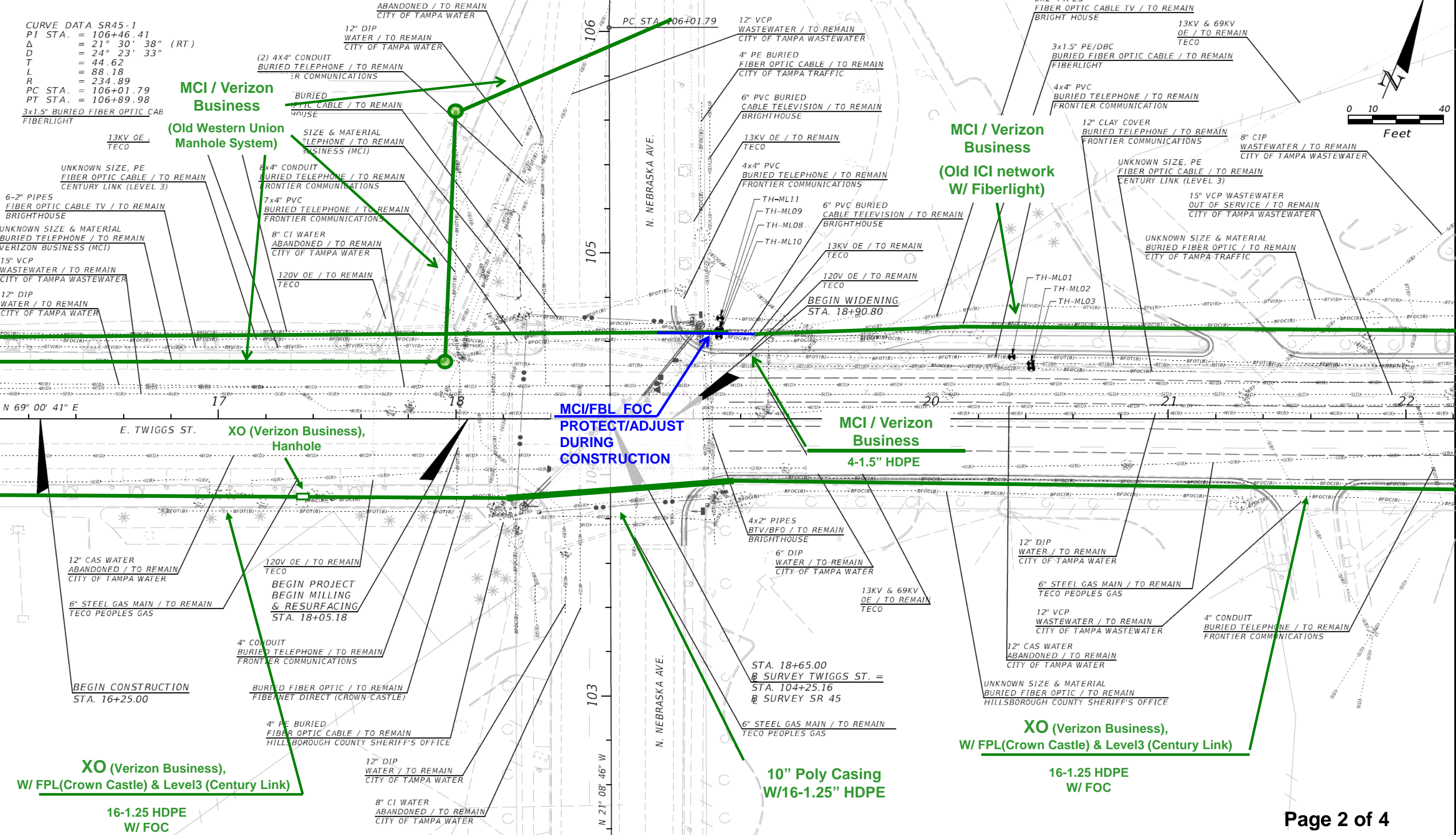


ROADWAY PLANS  
ENGINEER OF RECORD:  
  
MEGAN M. TETRO, P.E. NO.: 76120  
WANTMAN GROUP, INC.  
3111 W. DR. MARTIN LUTHER KING JR. BLVD.,  
SUITE 375, TAMPA, FL 33607  
(813) 574-3190  
CERTIFICATE OF AUTHORIZATION NO.: 6091  
  
THEA PROJECT MANAGER:  
DAVID MAY, P.E.

CONSTRUCTION CONTRACT NO.	FISCAL YEAR	SHEET NO.
		1

CURVE DATA SR45-1  
PI STA. = 106+46.41  
Δ = 21° 30' 38" (RT)  
D = 24° 23' 33"  
T = 44.62  
L = 88.18  
R = 234.89  
PC STA. = 106+01.79  
PT STA. = 106+89.98  
3x1.5" BURIED FIBER OPTIC CABLE  
FIBERLIGHT

**MCI / Verizon Business**  
(Old Western Union Manhole System)



REVISIONS				MEGAN M. TETRO, P.E. FLORIDA PE NO. 76120 WANTMAN GROUP, INC. 3111 W. MARTIN LUTHER KING JR. BLVD., SUITE 375, TAMPA, FL 33607 CERTIFICATE OF AUTHORIZATION NO. 6091	TAMPA HILLSBOROUGH EXPRESSWAY AUTHORITY			UTILITY ADJUSTMENT (1)	SHEET NO.
DATE	DESCRIPTION	DATE	DESCRIPTION						
					ROAD	COUNTY	CONTRACT NO.		
					TWIGGS	HILLSBOROUGH	000419		4

MCI / Verizon Business  
(Old Western Union Manhole System)

MCI / Verizon Business  
(Old ICI network With ACSI)

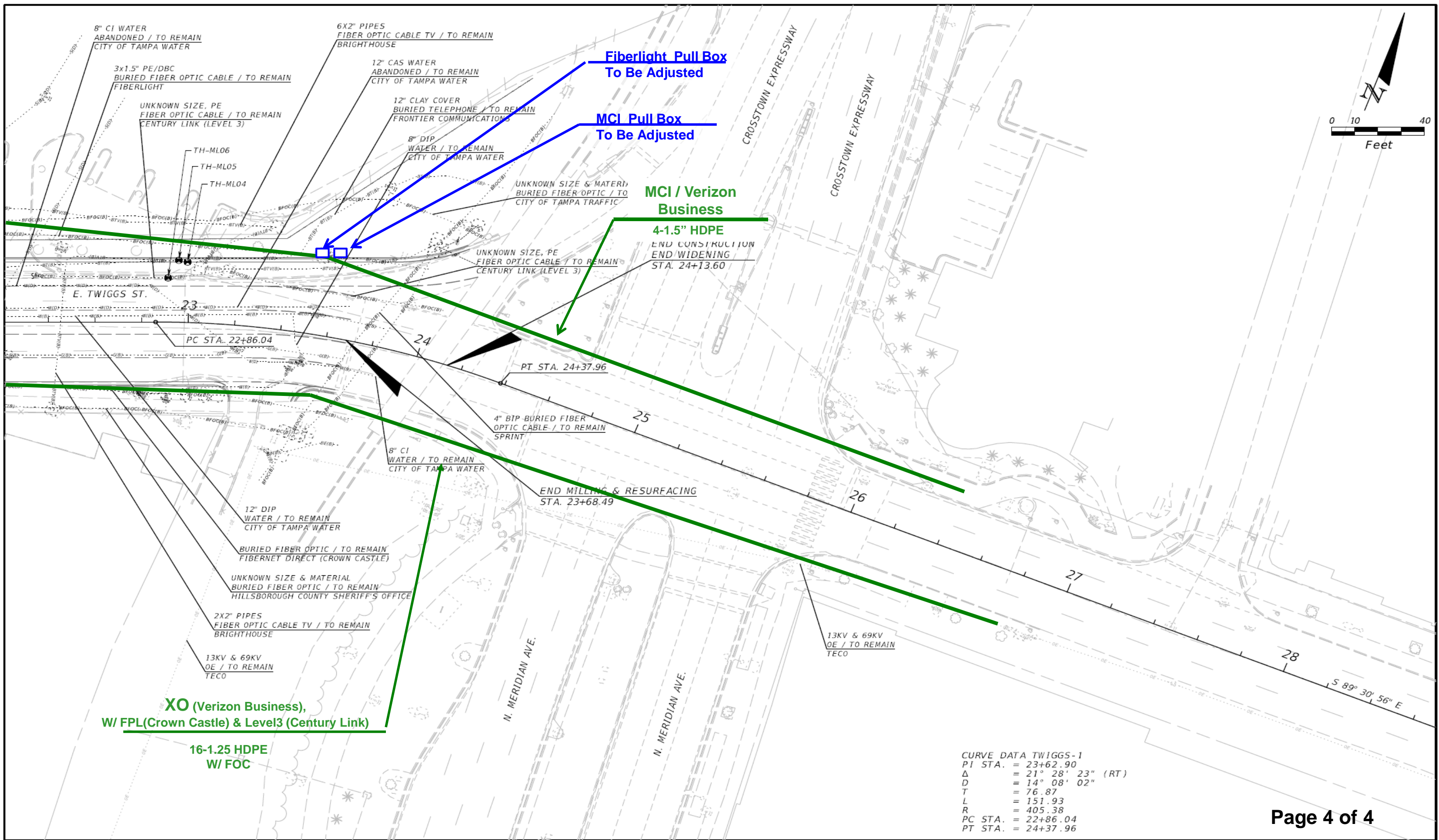
MCI / Verizon Business  
4-1.5" HDPE

MCI/FBL FOC  
PROTECT/ADJUST  
DURING  
CONSTRUCTION

XO (Verizon Business),  
W/ FPL(Crown Castle) & Level3 (Century Link)

16-1.25 HDPE  
W/ FOC

MCI / Verizon Business  
4-1.5" HDPE



CURVE DATA TWIGGS-1  
PI STA. = 23+62.90  
Δ = 21° 28' 23" (RT)  
D = 14° 08' 02"  
T = 76.87  
L = 151.93  
R = 405.38  
PC STA. = 22+86.04  
PT STA. = 24+37.96

REVISIONS				MEGAN M. TETRO, P.E. FLORIDA PE NO. 76120 WANTMAN GROUP, INC. 3111 W. MARTIN LUTHER KING JR. BLVD., SUITE 375, TAMPA, FL 33607 CERTIFICATE OF AUTHORIZATION NO. 6091	TAMPA HILLSBOROUGH EXPRESSWAY AUTHORITY			UTILITY ADJUSTMENT (2)	SHEET NO.  5
DATE	DESCRIPTION	DATE	DESCRIPTION		ROAD	COUNTY	CONTRACT NO.		
					TWIGGS	HILLSBOROUGH	000419		

THE OFFICIAL RECORD OF THIS SHEET IS THE ELECTRONIC FILE DIGITALLY SIGNED AND SEALED UNDER RULE 61G15-23.004, F.A.C.

FLORIDA DEPARTMENT OF TRANSPORTATION  
**UTILITY WORK SCHEDULE**

December 14, 2016

Pursuant to Section 337.403 F.S., the UAO and FDOT agree to the UAO's need for relocation or adjustment to its utilities and FDOT's need for a schedule for the UAO to effect the relocation or adjustment. This utility work schedule is based on FDOT plans dated in the project information box below. Any deviation by FDOT or its contractor from these plans, may void this utility work schedule. Upon notification by FDOT of a change to these plans, the UAO may negotiate a new utility work schedule. The UAO agrees to notify FDOT and the contractor in writing prior to starting, stopping, resuming, and completing work in accordance with this utility work schedule. The UAO shall obtain a utility permit and comply with requirements of the 2017 Utility Accommodation Manual (UAM) for all work done under this utility work schedule. The UAO is not responsible for events beyond the control of the UAO that could not be reasonably anticipated by the UAO and which could not be avoided by the UAO with exercise of due diligence at the time of the occurrence.

**FDOT PROJECT INFORMATION**

Financial Project ID: O-00419	Federal Project ID:
State Road Number: N/A	County: Hillsborough
FDOT Plans Dated: July 2019	District Document No.: N/A

**UTILITY AGENCY/OWNER (UAO)**

Utility Company: CenturyLink (National)	
UAO Project Rep: Lamar Isbell	Phone: 813-787-3913 E-mail: lamar.isbell@centurylink.com
UAO Field Rep: Lamar Isbell	Phone: 813-787-3913 E-mail: lamar.isbell@centurylink.com

**UTILITY SIGNATURE**

I have reviewed the FDOT plans referenced above and submit this utility work schedule in compliance with UAM Section 5 and agree to be bound by the terms of this utility work schedule.

UAO Rep. *Lamar Isbell* Date 11 / 22 / 2019  
Name Lamar Isbell  
Title OSPE

**ENGINEER OF RECORD SIGNATURE**

I attest this utility work schedule is compatible with the FDOT plans referenced above.

EOR. Megan Tetro Digitally signed by Megan Tetro Date: 2020.03.04 11:12:57 -05'00'  
Name Megan Tetro, P.E. Date   /  /    
Title Engineer of Record

**APPROVAL BY DISTRICT UTILITIES**

This utility work schedule is complete and acceptable to FDOT.

FDOT Rep. *David May* Date 03/10/2020  
Name David May  
Title Director of Operations

**SECTION A: SUMMARY OF UTILITY WORK**

The below days are the total numbers of days shown for all activities in Section C of this utility work schedule. The breakdown of how these days are to be incorporated into the FDOT project and the dependence of these days upon the completion of other activities by the UAO or others is shown in Section C.

Days prior to FDOT project construction:   5   Days during FDOT project construction:   2

FLORIDA DEPARTMENT OF TRANSPORTATION  
**UTILITY WORK SCHEDULE**

December 14, 2016

Financial Project ID: O-00419  
Utility Company: CenturyLink (National)  
FDOT Plans Dated: July 2019

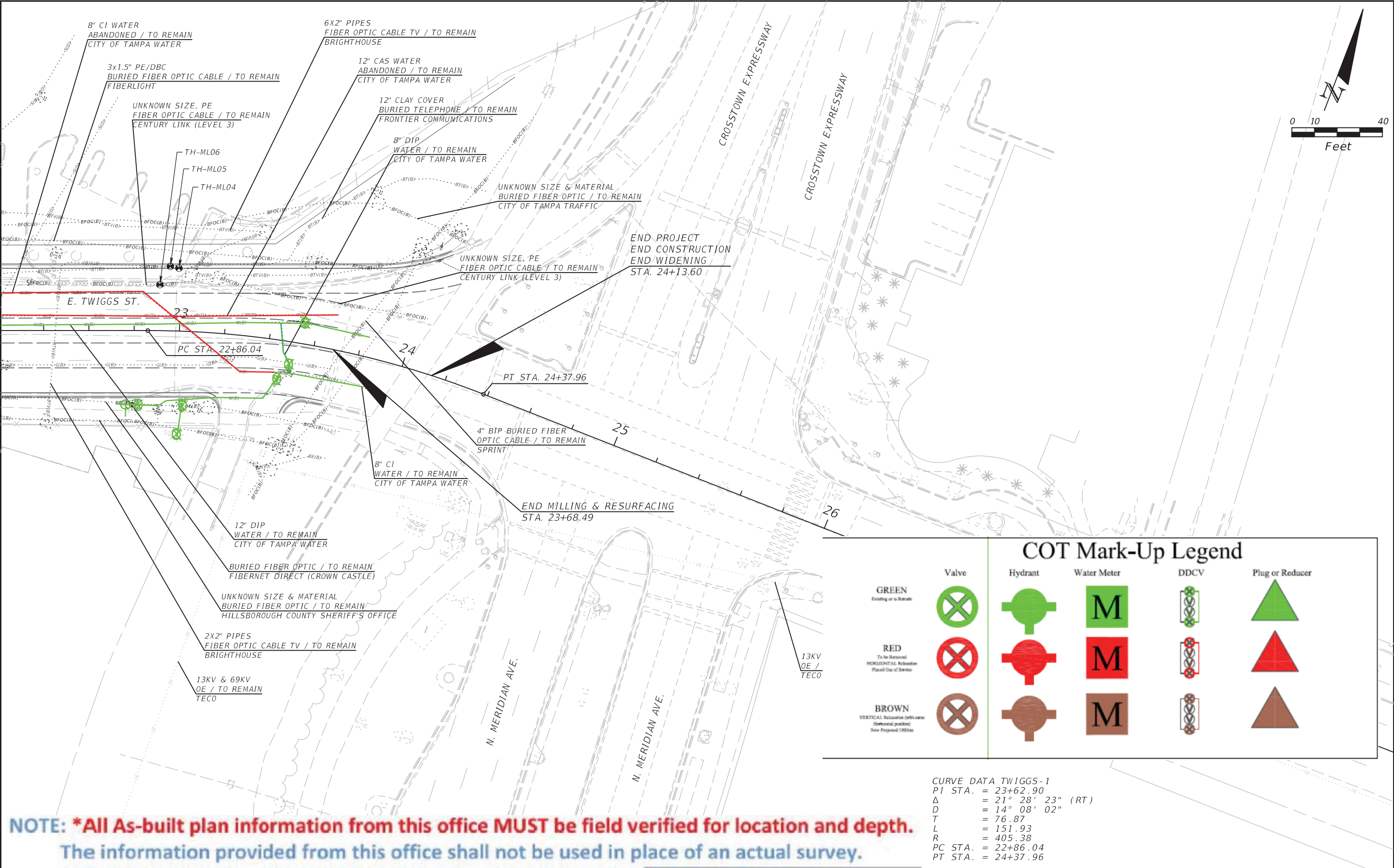
**SECTION B: UAO SPECIAL CONDITIONS/CONSTRAINTS**

Financial Project ID:	O-00419
Utility Company:	CenturyLink (National)
FDOT Plans Dated:	July 2019

## SECTION C: UAO's WORK ACTIVITIES

[illegible]





REVISIONS				MEGAN M. TETRO, P.E. FLORIDA PE NO. 76120 WANTMAN GROUP, INC. 3111 W. MARTIN LUTHER KING JR. BLVD., SUITE 375, TAMPA, FL 33607 CERTIFICATE OF AUTHORIZATION NO. 6091	TAMPA HILLSBOROUGH EXPRESSWAY AUTHORITY			UTILITY ADJUSTMENT (2)	SHEET NO.
DATE	DESCRIPTION	DATE	DESCRIPTION		ROAD	COUNTY	CONTRACT NO.		
					TWIGGS	HILLSBOROUGH	000419		5

FLORIDA DEPARTMENT OF TRANSPORTATION  
**UTILITY WORK SCHEDULE**

December 14, 2016

Pursuant to Section 337.403 F.S., the UAO and FDOT agree to the UAO's need for relocation or adjustment to its utilities and FDOT's need for a schedule for the UAO to effect the relocation or adjustment. This utility work schedule is based on FDOT plans dated in the project information box below. Any deviation by FDOT or its contractor from these plans, may void this utility work schedule. Upon notification by FDOT of a change to these plans, the UAO may negotiate a new utility work schedule. The UAO agrees to notify FDOT and the contractor in writing prior to starting, stopping, resuming, and completing work in accordance with this utility work schedule. The UAO shall obtain a utility permit and comply with requirements of the 2017 Utility Accommodation Manual (UAM) for all work done under this utility work schedule. The UAO is not responsible for events beyond the control of the UAO that could not be reasonably anticipated by the UAO and which could not be avoided by the UAO with exercise of due diligence at the time of the occurrence.

**FDOT PROJECT INFORMATION**


Financial Project ID: O-00419	Federal Project ID:
State Road Number: N/A	County: Hillsborough
FDOT Plans Dated: July 2019	District Document No.: N/A

**UTILITY AGENCY/OWNER (UAO)**

Utility Company: City of Tampa Water Department			
UAO Project Rep: Rynaldo Deshauteurs, Dsgn Eng.	Phone: (813) 274-7221	E-mail: Rynaldo.Deshauteurs@tampagov.net	
UAO Field Rep: Water Utility Coordination	Phone: (813) 460-3731	E-mail: Waterutilitycoordination@tampagov.net	

**UTILITY SIGNATURE**

I have reviewed the FDOT plans referenced above and submit this utility work schedule in compliance with UAM Section 5 and agree to be bound by the terms of this utility work schedule.

UAO Rep.  Date 9 / 20 / 2019  
Name Rynaldo Deshauteurs  
Title Design Eng I

**ENGINEER OF RECORD SIGNATURE**

I attest this utility work schedule is compatible with the FDOT plans referenced above.

EOR. Megan Tetro Digitally signed by Megan Tetro  
Date: 2020.02.19 15:57:47 -05'00' Date    /    /     
Name Megan M. Tetro, P.E.  
Title Engineer of Record

**APPROVAL BY DISTRICT UTILITIES**

This utility work schedule is complete and acceptable to FDOT.

FDOT Rep. David May Date 03/11/2020  
Name David May  
Title Director of Operations

**SECTION A: SUMMARY OF UTILITY WORK**

The below days are the total numbers of days shown for all activities in Section C of this utility work schedule. The breakdown of how these days are to be incorporated into the FDOT project and the dependence of these days upon the completion of other activities by the UAO or others is shown in Section C.

Days prior to FDOT project construction: 4 Days during FDOT project construction: 2

FLORIDA DEPARTMENT OF TRANSPORTATION  
**UTILITY WORK SCHEDULE**

December 14, 2016

Financial Project ID: O-00419  
Utility Company: City of Tampa Water Department  
FDOT Plans Dated: July 2019

**SECTION B: UAO SPECIAL CONDITIONS/CONSTRAINTS**

1. City of Tampa Water must receive (via e-mail to [WaterUtilityCoordination@TampaGOV.net](mailto:WaterUtilityCoordination@TampaGOV.net)) a THEA approved contractor proposed construction project schedule dated on or after THEA official approval/acceptance.
2. In the event of a general water emergency, contact the City of Tampa Water Department's 24-hour emergency number at 813-274-7400.
3. Adjustments to valve boxes, required due to resurfaced roadway adjacent to those boxes, will be made as follows:
  - a) Valve boxes within roadway will be adjusted by THEA's contractor.  
Material Lead Time: THEA or a THEA representative must contact (or notify) the City of Tampa 1.5 weeks (8 working days) PRIOR to work on water meter boxes, valve boxes, tops, and or risers. Such notification may occur during the project construction meetings, but all requests must be presented in writing for record keeping purposes (e-mail to [WaterUtilityCoordination@TampaGOV.net](mailto:WaterUtilityCoordination@TampaGOV.net) is preferred).
  - b) Once the City of Tampa is provided the request and the Material Lead Time (above) to procure materials, the City will provide the required meter or valve boxes, tops and risers needed to elevate to proposed grade levels. All such materials will be made available to the THEA contractor to pick-up at: 3901 E. 26th Ave, Tampa Florida 33605  
\*\*A specific DATE for material pick-up MUST be provided. COT does not have storage space.\*\*  
Missing the specified date may require rescheduling of a subsequent date causing delays.
  - c) All material acquisition requests for the City originating from the THEA contractor will be directed to the City of Tampa Water Department Field contact. When different, the UAO Project Rep will be carbon copied (CC) on all project related correspondence.
  - d) After resurfacing operations have been completed, THEA or the THEA Contractor will ensure all Water valve boxes, meter box lids, hydrants, and all other City of Tampa maintained appurtenances are left in a condition allowing easy operation and access for maintenance. City of Tampa appurtenances will not be paved over, unadjusted, or left in any state where maintenance would be considered unduly difficult or hampered.
  - e) For the sake of coordination with the City of Tampa Water (and project progression in a reasonable manner) to perform any adjustment to City of Tampa Water infrastructure, the Contractor must stake the final concrete elevation per each relocation instance. The City of Tampa will be notified 5 work days beforehand notified when such work is necessary via e-mail, or following the weekly construction meeting.
4. "Stations" and "offsets" provided in Section C will be understood to be referenced from the project THEA's surveyed construction baseline (Baseline of Construction), as identified in the associated dated THEA project plans.
5. City of Tampa Black-out Dates: Wherever applicable, dates the City of Tampa cannot perform water shutdowns and work is limited:  
[11/14/2019 to 11/26/2019] AND [12/19/2019 to 01/20/2020]

FLORIDA DEPARTMENT OF TRANSPORTATION  
**UTILITY WORK SCHEDULE**

December 14, 2016

Financial Project ID: O-00419  
Utility Company: City of Tampa Water Department  
FDOT Plans Dated: July 2019

**SECTION C: UAO's WORK ACTIVITIES**

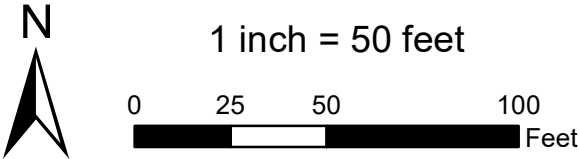
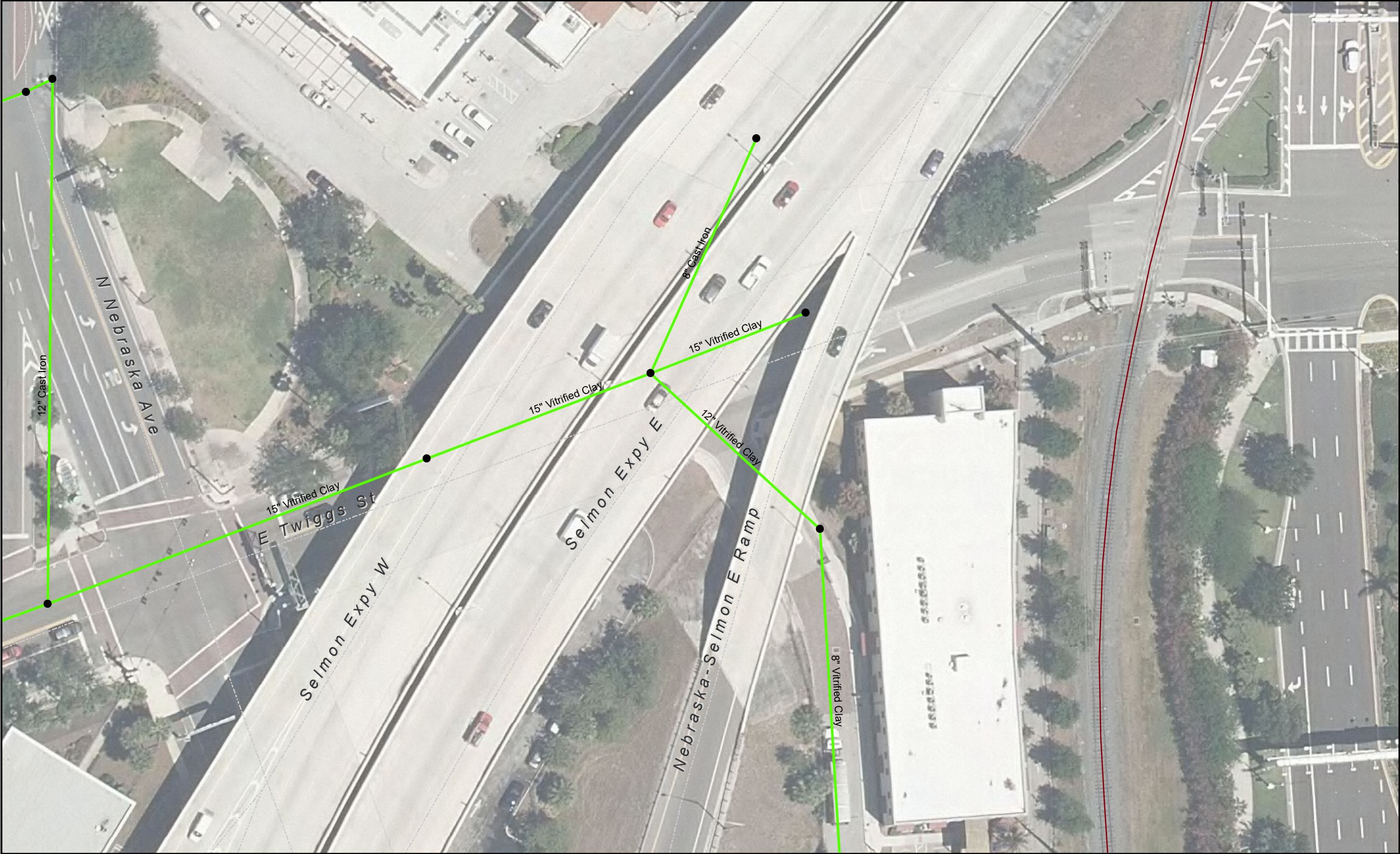
Act. No.	Utility Facility (type, size, material, status)	From Station/Offset	To Station/Offset	Utility Work Activity Description	Dependent Activity	TCP Phase	Consecutive Calendar Days	
							Prior to Const.	During Const.
1	Abandoned Water Line	18+38 LT 14	18+38 LT 128	Remain in Place	N/A	N/A	0	0
2	Abandoned Water Line	16+00 LT 14	22+82 LT 17	Remain in Place	N/A	N/A	0	0
3	Abandoned Water Line	22+82 LT 17	23+30 RT 16	Remain in Place	N/A	N/A	0	0
4	Abandoned Water Line	23+30 RT 16	23+40 RT 15	Remain in Place	N/A	N/A	0	0
5	Abandoned Water Line	18+53 LT 15	18+53 RT 85	Remain in Place	N/A	N/A	0	0
6	Abandoned Water Line	18+53 RT 47	18+90 RT 47	Remain in Place	N/A	N/A	0	0
7	Abandoned Water Line	18+90 RT 16	18+90 RT 47	Remain in Place	N/A	N/A	0	0
8	Abandoned Water Line	16+00 RT 16	19+02 RT 16	Remain in Place	N/A	N/A	0	0
9	Abandoned Water Line	19+02 RT 16	19+02 LT 5	Remain in Place	N/A	N/A	0	0
10	Abandoned Water Line	19+02 LT 5	23+62 LT 15	Remain in Place	N/A	N/A	0	0
11	12" DIP WM	17+80 LT 4	18+38 LT 140	Remain in Place	N/A	N/A	0	0
12	12" Cast Iron WM	18+10 LT 3	18+43 RT 40	Remain in Place	N/A	N/A	0	0
13	12" DIP WM	18+43 RT 40	18+43 RT 86	Remain in Place	N/A	N/A	0	0
14	12" DIP WM	16+00 LT 16	17+30 LT 14	Remain in Place	N/A	N/A	0	0
15	12" DIP WM	17+30 LT 14	17+43 LT 3	Remain in Place	N/A	N/A	0	0
16	12" DIP WM	17+43 LT 3	13+80 LT 8	Remain in Place	N/A	N/A	0	0
17	8" DIP WM	23+43 LT 7	23+46 RT 14	Remain in Place	N/A	N/A	0	0
18	8" DIP WM	23+44 RT 14	23+80 RT 13	Remain in Place	N/A	N/A	0	0
19	4" DIP WM	23+40 RT 26	23+44 RT 15	Remain in Place	N/A	N/A	0	0
20	4" DIP WM	22+80 RT 32	23+40 RT 26	Remain in Place	N/A	N/A	0	0
21	4" DIP WM	23+00 RT 30	23+00 RT 46	Remain in Place	N/A	N/A	0	0
23	12" Gate Valve	17+72 LT 3		Remain in Place	N/A	N/A	0	0
24	12" gate Valve	17+80 LT 5		Remain in Place	N/A	N/A	0	0
25	12" Check Valve	18+42 RT 61		Remain in Place	N/A	N/A	0	0
26	Hyd. & Valve	22+80 RT 32		Remain in Place	N/A	N/A	0	0
27	4" Gate Valve	23+00 RT 33		Remain in Place	N/A	N/A	0	0
28	4" gate Valve	23+00 RT 45		Remain in Place	N/A	N/A	0	0
29	4" gate valve	23+50 RT 17		Remain in Place	N/A	N/A	0	0

Financial Project ID:	<u>O-00419</u>
Utility Company:	<u>City of Tampa Water Department</u>
FDOT Plans Dated:	<u>July 2019</u>

## **SECTION C: UAO's WORK ACTIVITIES**

[illegible]

# THEA Project ID #0-00419



Sheet No.  
**1**  
of 1  
Date: 8/13/2019

Please note that this map from the City of Tampa Wastewater Department (Department) is confirmation of the location of City of Tampa Wastewater facilities in an area only. Records drawings and GIS data are compiled from the best information available at the time but should be verified in the field by survey. Elevations shown may reference various datum and should be confirmed and tied to any new project datum. The GIS data is intended to be primarily a schematic representation and reference to the record drawing. The exact alignment and elevation should be confirmed in the field by survey. The Department makes documents, information, data, project specifications, reports and drawings available to the public in both hard copy and electronic formats for informational purposes only. No warranty either expressed or implied is made regarding the content, accuracy or reliability of this information. The reuse of this information on another project will be at such person's or entity's sole risk. The Department reserves the right to revise, update, and improve this information without notice and assumes no responsibility as a result of their use. The Wastewater Department makes every effort to ensure information provided in electronic format is virus free, however the Department assumes no responsibility for any damage whatsoever caused by the electronic installation of this information. The user agrees to indemnify the City of Tampa from any and all claims, damages, losses and costs, including reasonable attorneys' fees arising out of or related to such unauthorized reuse, change or alteration of any information provided. Use of the provided information indicates that user accepts the above conditions.

## Wastewater Department

### Legend

#### Sewer Network Structures

- ▲ All Other Values
- Ⓢ Structure Type, Owned By
- Ⓢ Flow Meter, Tampa
- Ⓢ Grease Separator, Private
- Ⓢ Junction Chamber, Tampa

- PS Pump Station, Tampa

- PS Pump Station, Hills Co

- PS Pump Station, Private

#### Sewer Manholes

##### Owned By, Active Flag

- Private, True
- ◊ Tampa, False
- Tampa, True

#### Sewer Pressurized Mains

- All Others Values

##### Owned By, Active Flag

- Tampa
- Private
- Tampa Abandoned
- Private Abandoned

#### Sewer Gravity Mains

- All Other Values

##### Owned By, Active Flag

- Tampa
- Private
- Tampa Abandoned
- Private Abandoned

#### Sewer System Valves

- ⊗ All Other Values

##### Valve Type

- ⊗ Gate
- ⊗ Gate W/Tap
- ⊗ Other
- ⊗ Plug

#### Sewer Control Valves

##### Valve Type

- ◇ Air Release
- ⊗ Backflow Control
- Ⓢ P-Trap

#### Sewer Fittings

##### Fitting Type

- ⊔ Cap
- ▼ Reducer
- ⊕ Tee

- Sewer Casings

- Railroads

- Road Centerline

#### 2018 ECW Mosaic.ecw

- RGB
- Red: Red
- Green: Green
- Blue: Blue

FLORIDA DEPARTMENT OF TRANSPORTATION  
**UTILITY WORK SCHEDULE**

December 14, 2016

Pursuant to Section 337.403 F.S., the UAO and FDOT agree to the UAO's need for relocation or adjustment to its utilities and FDOT's need for a schedule for the UAO to effect the relocation or adjustment. This utility work schedule is based on FDOT plans dated in the project information box below. Any deviation by FDOT or its contractor from these plans, may void this utility work schedule. Upon notification by FDOT of a change to these plans, the UAO may negotiate a new utility work schedule. The UAO agrees to notify FDOT and the contractor in writing prior to starting, stopping, resuming, and completing work in accordance with this utility work schedule. The UAO shall obtain a utility permit and comply with requirements of the 2017 Utility Accommodation Manual (UAM) for all work done under this utility work schedule. The UAO is not responsible for events beyond the control of the UAO that could not be reasonably anticipated by the UAO and which could not be avoided by the UAO with exercise of due diligence at the time of the occurrence.

**FDOT PROJECT INFORMATION**

Financial Project ID: O-00419	Federal Project ID:
State Road Number: N/A	County: Hillsborough
FDOT Plans Dated: July 2019	District Document No.: N/A

**UTILITY AGENCY/OWNER (UAO)**

Utility Company: City of Tampa Wastewater Department		
UAO Project Rep: Robert F. Keszler	Phone: 813.274.8936	E-mail: Robert.Keszler@tampagov.net
UAO Field Rep: Frank James	Phone: 813.267.6817	E-mail: Frank.James@tampagov.net

**UTILITY SIGNATURE**

I have reviewed the FDOT plans referenced above and submit this utility work schedule in compliance with UAM Section 5 and agree to be bound by the terms of this utility work schedule.

UAO Rep. 

Date 10/31/2019

Name Robert F. Keszler

Title Supervisor

**ENGINEER OF RECORD SIGNATURE**

I attest this utility work schedule is compatible with the FDOT plans referenced above.

EOR. 

Date 11/14/19

Name Megan M. Tetro, P.E.

Title Engineer of Record

**APPROVAL BY DISTRICT UTILITIES**

This utility work schedule is complete and acceptable to FDOT.

FDOT Rep. 

Date 03/10/2020

Name David May

Title Director of Operations

**SECTION A: SUMMARY OF UTILITY WORK**

The below days are the total numbers of days shown for all activities in Section C of this utility work schedule. The breakdown of how these days are to be incorporated into the FDOT project and the dependence of these days upon the completion of other activities by the UAO or others is shown in Section C.

Days prior to FDOT project construction: 0

Days during FDOT project construction: 3

FLORIDA DEPARTMENT OF TRANSPORTATION  
**UTILITY WORK SCHEDULE**

December 14, 2016

Financial Project ID: O-00419  
Utility Company: City of Tampa Wastewater Department  
FDOT Plans Dated: July 2019

**SECTION B: UAO SPECIAL CONDITIONS/CONSTRAINTS**

N/A

Financial Project ID:	O-00419
Utility Company:	City of Tampa Wastewater Department
FDOT Plans Dated:	July 2019

## SECTION C: UAO's WORK ACTIVITIES

[illegible]

TAMPA HILLSBOROUGH  
EXPRESSWAY AUTHORITY

CONTRACT PLANS

INDEX OF ROADWAY PLANS	
SHEET NO.	SHEET DESCRIPTION
1	KEY SHEET
2	SIGNATURE SHEET
3	GENERAL NOTES
UTV-1	SUMMARY OF VERIFIED UTILITIES
4 - 5	UTILITY ADJUSTMENT TYPICAL SECTION* ROADWAY PLAN*

\* PLAN SHEETS PROVIDED FOR INFORMATION ONLY

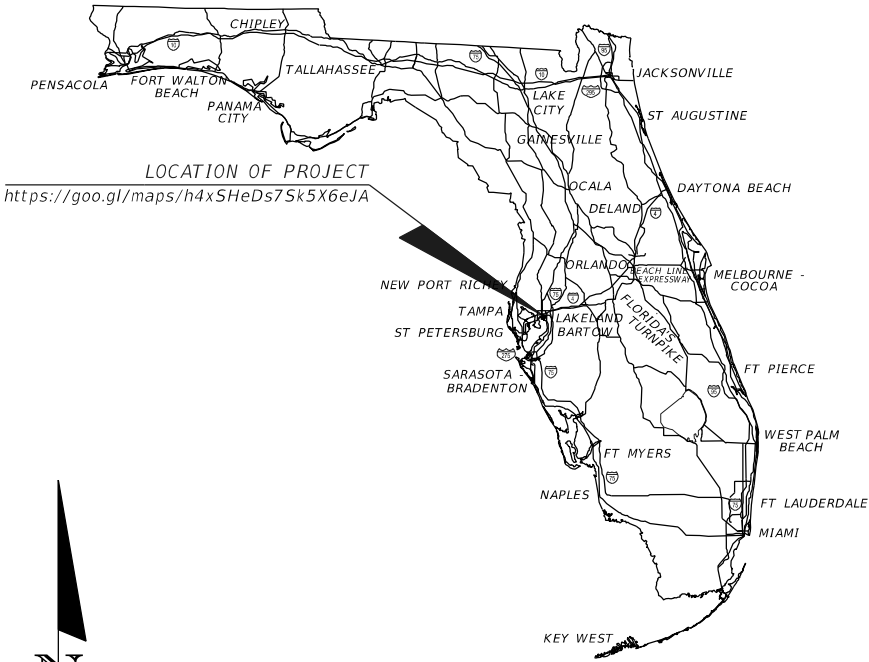
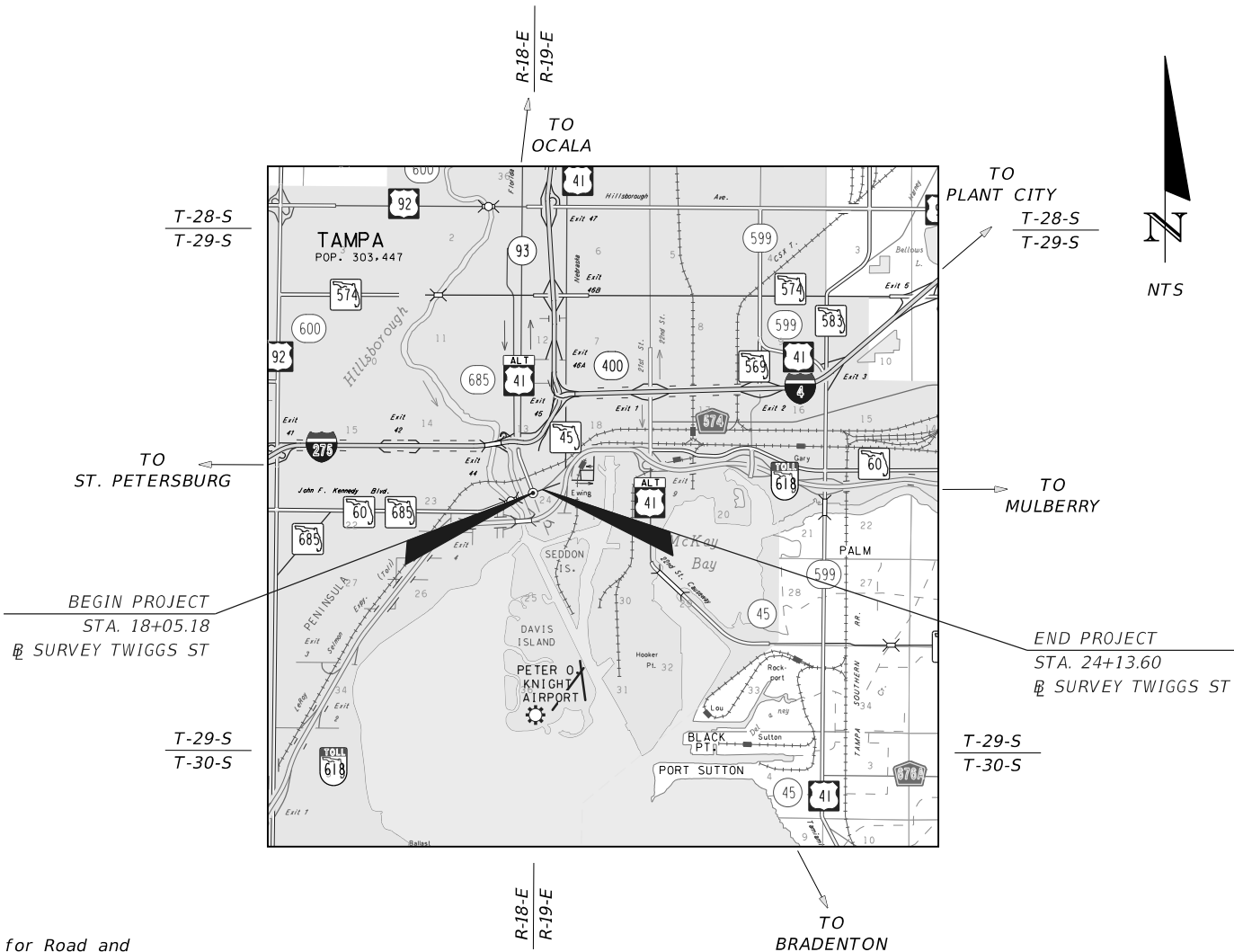


Fiberlight Markups 11-14-19

PROJECT ID: O-00419

HILLSBOROUGH COUNTY (10002)

E. TWIGGS STREET UTILITY ADJUSTMENTS



ROADWAY PLANS  
ENGINEER OF RECORD:

MEGAN M. TETRO, P.E. NO.: 76120  
WANTMAN GROUP, INC.  
3111 W. DR. MARTIN LUTHER KING JR. BLVD.,  
SUITE 375, TAMPA, FL 33607  
(813) 574-3190  
CERTIFICATE OF AUTHORIZATION NO.: 6091

THEA PROJECT MANAGER:

DAVID MAY, P.E.

GOVERNING STANDARD PLANS:

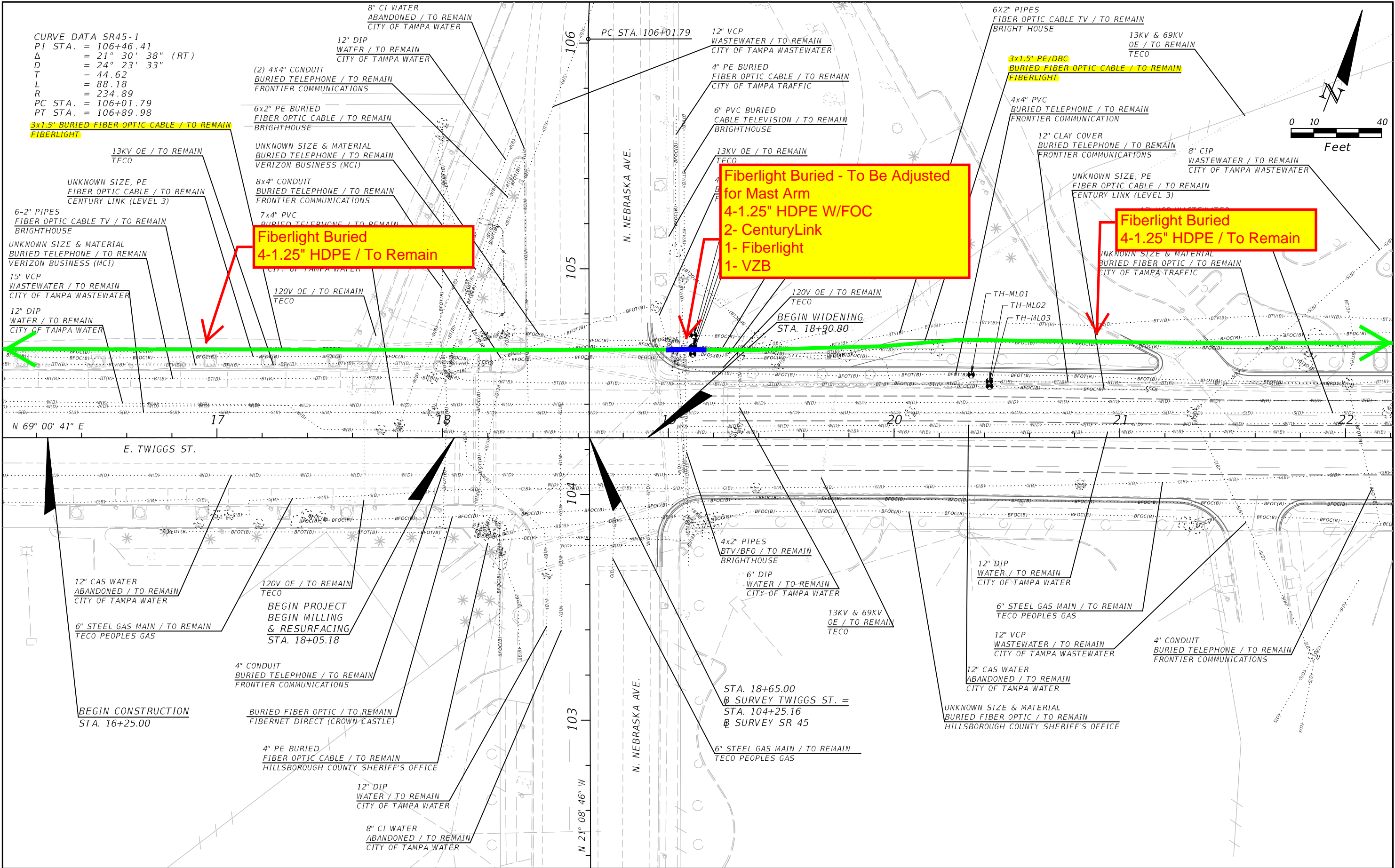
Florida Department of Transportation, FY2018/19 Standard Plans for Road and Bridge Construction and applicable Interim Revisions (IRs).

Standard Plans for Road Construction and associated IRs are available at the following website: <http://www.fdot.gov/design/standardplans>

GOVERNING STANDARD SPECIFICATIONS:

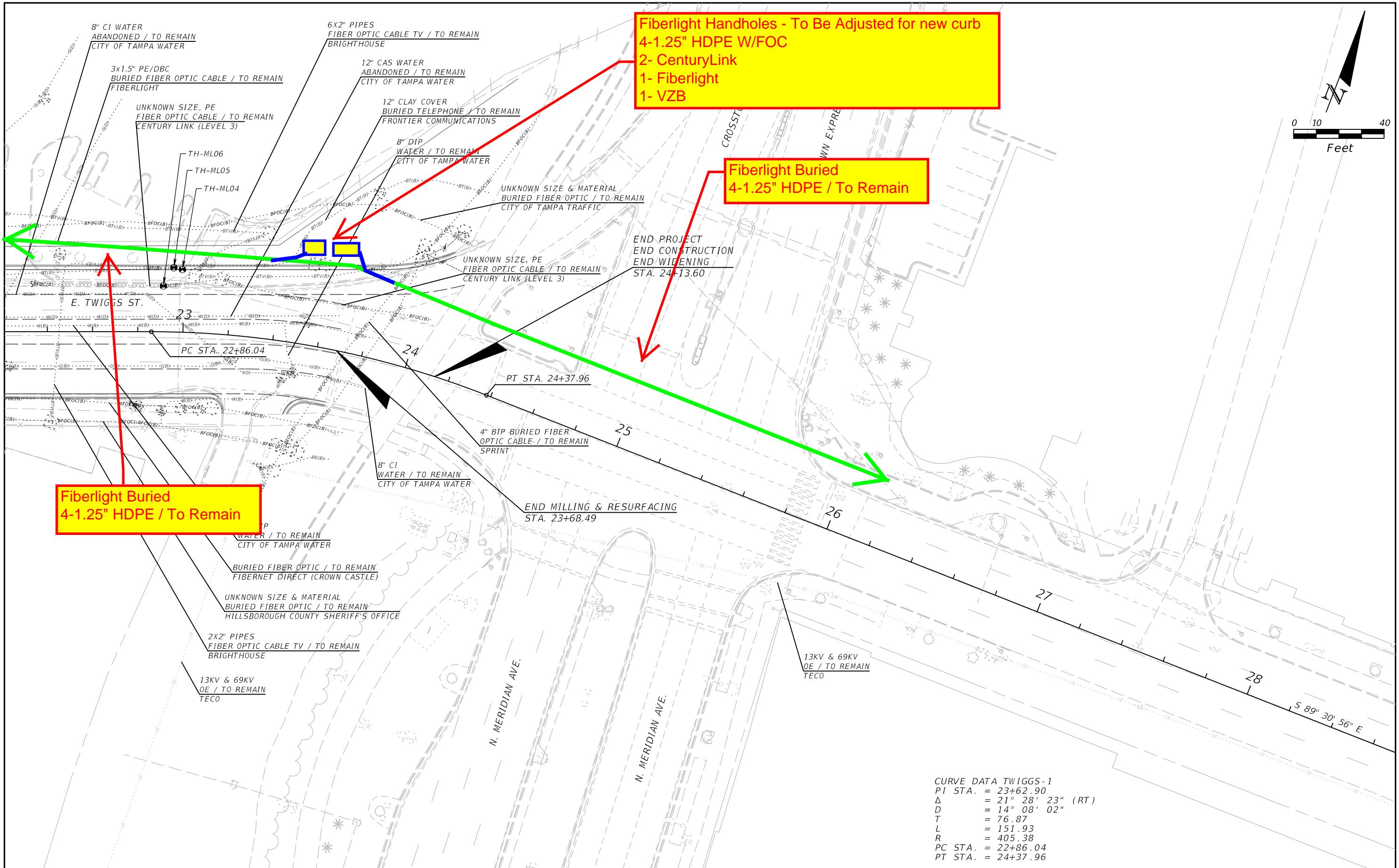
Florida Department of Transportation, July 2018 Standard Specifications for Road and Bridge Construction at the following website: <http://www.fdot.gov/programmanagement/Implemented/SpecBooks>

CONSTRUCTION CONTRACT NO.	FISCAL YEAR	SHEET NO.
		1



REVISIONS				MEGAN M. TETRO, P.E. FLORIDA PE NO. 76120 WANTMAN GROUP, INC. 3111 W. MARTIN LUTHER KING JR. BLVD., SUITE 375, TAMPA, FL 33607 CERTIFICATE OF AUTHORIZATION NO. 6091	TAMPA HILLSBOROUGH EXPRESSWAY AUTHORITY			UTILITY ADJUSTMENT (1)	SHEET NO.  4
DATE	DESCRIPTION	DATE	DESCRIPTION		ROAD	COUNTY	CONTRACT NO.		
					TWIGGS	HILLSBOROUGH	000419		

THE OFFICIAL RECORD OF THIS SHEET IS THE ELECTRONIC FILE DIGITALLY SIGNED AND SEALED UNDER RULE 61G15-23.004, F.A.C.



REVISIONS				MEGAN M. TETRO, P.E. FLORIDA PE NO. 76120 WANTMAN GROUP, INC. 3111 W. MARTIN LUTHER KING JR. BLVD., SUITE 375, TAMPA, FL 33607 CERTIFICATE OF AUTHORIZATION NO. 6091	TAMPA HILLSBOROUGH EXPRESSWAY AUTHORITY			UTILITY ADJUSTMENT (2)	SHEET NO.
DATE	DESCRIPTION	DATE	DESCRIPTION		ROAD	COUNTY	CONTRACT NO.		
					TWIGGS	HILLSBOROUGH	000419		5

THE OFFICIAL RECORD OF THIS SHEET IS THE ELECTRONIC FILE DIGITALLY SIGNED AND SEALED UNDER RULE 61G15-23.004, F.A.C.

FLORIDA DEPARTMENT OF TRANSPORTATION  
**UTILITY WORK SCHEDULE**

December 14, 2016

Pursuant to Section 337.403 F.S., the UAO and FDOT agree to the UAO's need for relocation or adjustment to its utilities and FDOT's need for a schedule for the UAO to effect the relocation or adjustment. This utility work schedule is based on FDOT plans dated in the project information box below. Any deviation by FDOT or its contractor from these plans, may void this utility work schedule. Upon notification by FDOT of a change to these plans, the UAO may negotiate a new utility work schedule. The UAO agrees to notify FDOT and the contractor in writing prior to starting, stopping, resuming, and completing work in accordance with this utility work schedule. The UAO shall obtain a utility permit and comply with requirements of the 2017 Utility Accommodation Manual (UAM) for all work done under this utility work schedule. The UAO is not responsible for events beyond the control of the UAO that could not be reasonably anticipated by the UAO and which could not be avoided by the UAO with exercise of due diligence at the time of the occurrence.

**FDOT PROJECT INFORMATION**

Financial Project ID: O-00419	Federal Project ID:
State Road Number: N/A	County: Hillsborough
FDOT Plans Dated: July 2019	District Document No.: N/A

**UTILITY AGENCY/OWNER (UAO)**

Utility Company: Fiberlight, LLC		
UAO Project Rep: Tim Green	Phone: 813-877-7183	E-mail: tim.green@fiberlight.com
UAO Field Rep: Neil Cleveland	Phone: 813-877-7185	E-mail: neil.cleveland@fiberlight.com

**UTILITY SIGNATURE**

I have reviewed the FDOT plans referenced above and submit this utility work schedule in compliance with UAM Section 5 and agree to be bound by the terms of this utility work schedule.

UAO Rep. tim.green@fiberlight.com  
Digitally signed by tim.green@fiberlight.com  
DN: cn=tim.green@fiberlight.com  
Date: 2019.11.14 13:19:18 -05'00'

Date 11 / 14 / 2019

Name Tim Green

Title Director of Construction

**ENGINEER OF RECORD SIGNATURE**

I attest this utility work schedule is compatible with the FDOT plans referenced above.

EOR. Megan Tetra

Date 11/14/19

Name Megan Tetra, P.E.

Title Engineer of Record

**APPROVAL BY DISTRICT UTILITIES**

This utility work schedule is complete and acceptable to FDOT.

FDOT Rep. David May

Date 03/10/2020

Name David May

Title Director of Operations

**SECTION A: SUMMARY OF UTILITY WORK**

The below days are the total numbers of days shown for all activities in Section C of this utility work schedule. The breakdown of how these days are to be incorporated into the FDOT project and the dependence of these days upon the completion of other activities by the UAO or others is shown in Section C.

Days prior to FDOT project construction: 0

Days during FDOT project construction: 5

FLORIDA DEPARTMENT OF TRANSPORTATION  
**UTILITY WORK SCHEDULE**

December 14, 2016

Financial Project ID: O-00419  
Utility Company: Fiberlight, LLC  
FDOT Plans Dated: July 2019

**SECTION B: UAO SPECIAL CONDITIONS/CONSTRAINTS**

1. Fiberlight field contact must be notified 72 hours prior to excavating when within 3' of the existing Fiberlight fiber optic duct system.
2. In the event of an emergency, please call the Fiberlight NOC 24x7 at 800-672-0181

Financial Project ID:	O-00419
Utility Company:	Fiberlight, LLC
FDOT Plans Dated:	July 2019

## SECTION C: UAO's WORK ACTIVITIES

[illegible]

## ROADWAY PLANS

## CONTRACT PLANS

#### E. TWIGGS STREET UTILITY ADJUSTMENTS

SHEET NO.	SHEET DESCRIPTION
-----------	-------------------

1	KEY SHEET
2	SIGNATURE SHEET
3	GENERAL NOTES
UTV-1	SUMMARY OF VERIFIED UTILITIES
4 - 5	UTILITY ADJUSTMENT
	TYPICAL SECTION*
	ROADWAY PLAN*

\* PLAN SHEETS PROVIDED FOR INFORMATION ONLY

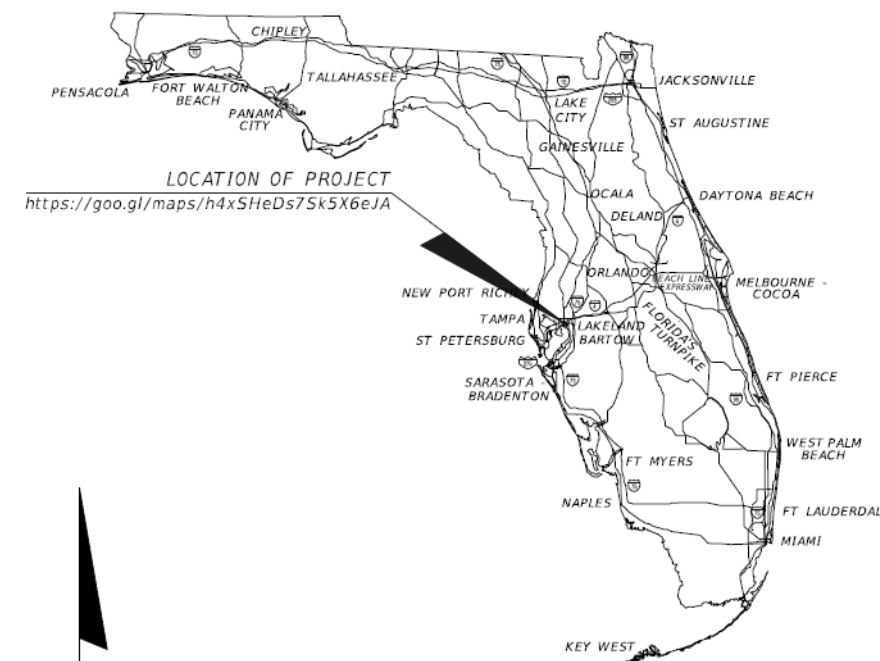
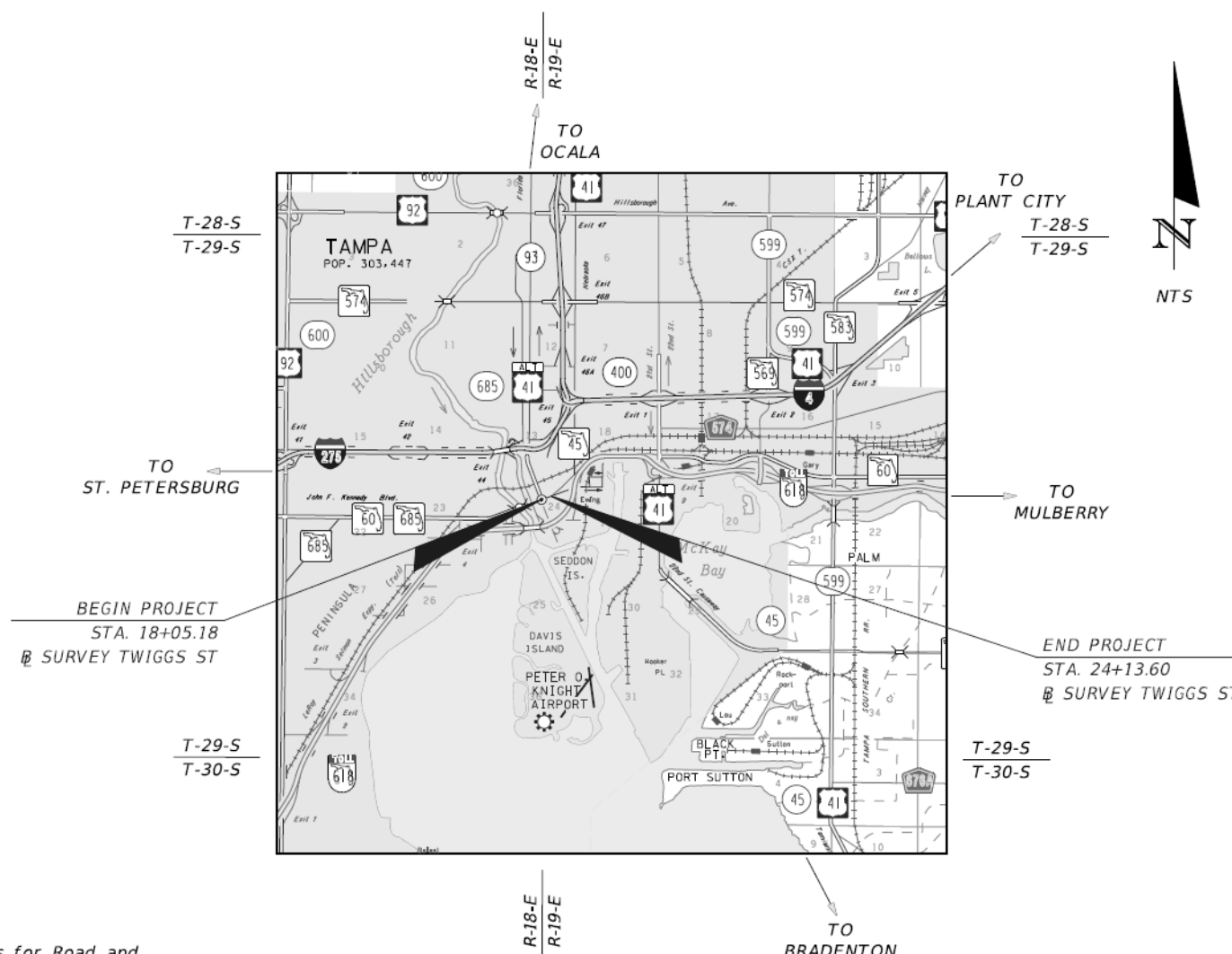
# FRONTIER RGB SEPTEMBER 2019



Florida Department of Transportation, FY2018/19 Standard Plans for Road and Bridge Construction and applicable Interim Revisions (IRs).

Standard Plans for Road Construction and associated IRs are available at the following website: <http://www.fdot.gov/design/standardplans>

Florida Department of Transportation, July 2018 Standard Specifications  
for Road and Bridge Construction at the following website:  
<http://www.fdot.gov/programmanagement/Implemented/SpecBooks>

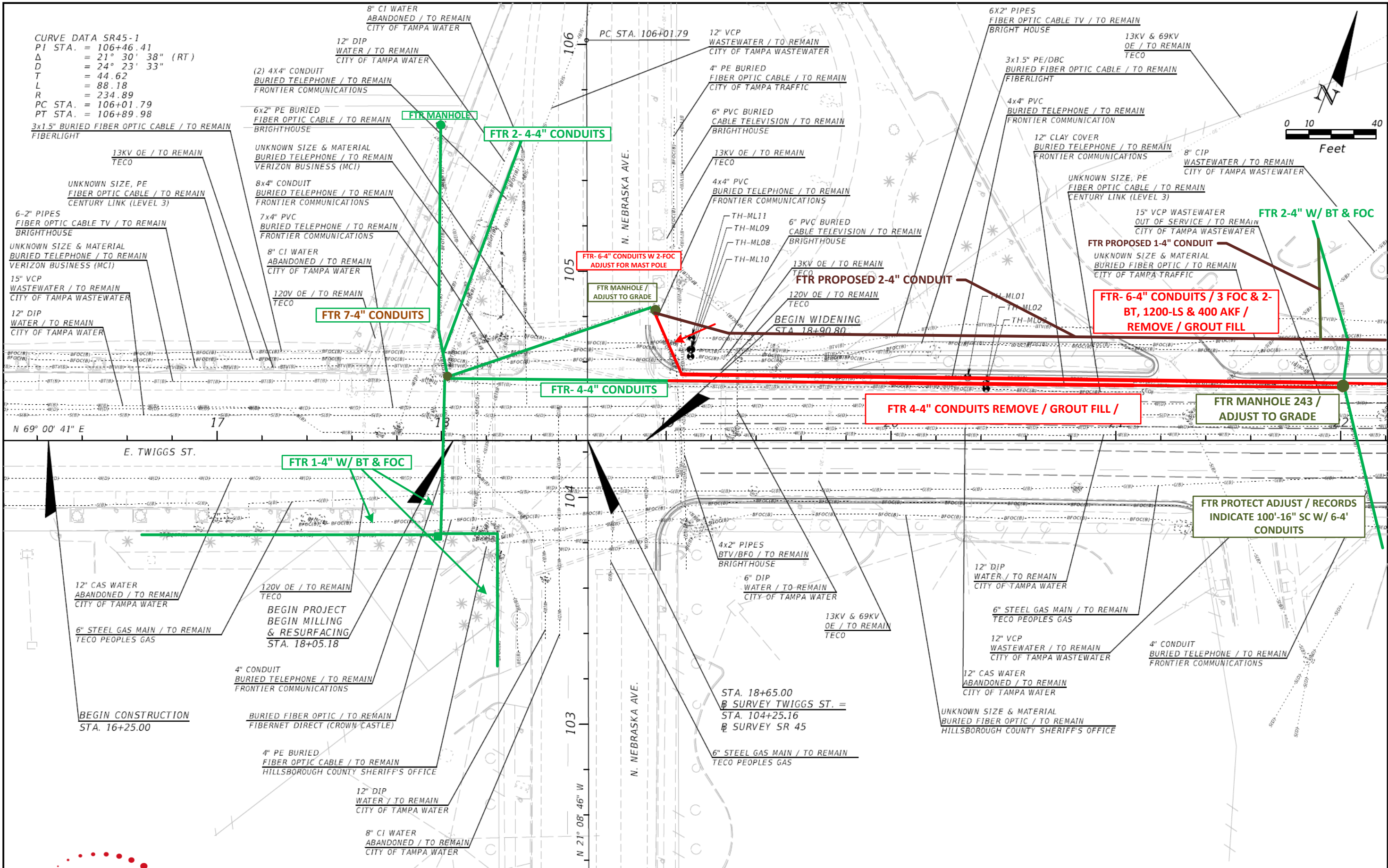


MEGAN M. TETRO, P.E. NO.: 76120  
WANTMAN GROUP, INC.  
3111 W. DR. MARTIN LUTHER KING JR. BLVD.,  
SUITE 375, TAMPA, FL 33607  
(813) 574-3190  
CERTIFICATE OF AUTHORIZATION NO.: 6091

DAVID MAY, P.E.

<i>CONSTRUCTION CONTRACT NO.</i>	<i>FISCAL YEAR</i>	<i>SHEET NO.</i>
		<i>1</i>

THE OFFICIAL RECORD OF THIS SHEET IS THE ELECTRONIC FILE DIGITALLY SIGNED AND SEALED UNDER RULE 61G15-23.004, F.A.C.



REVISIONS		
DATE	DESCRIPTION	

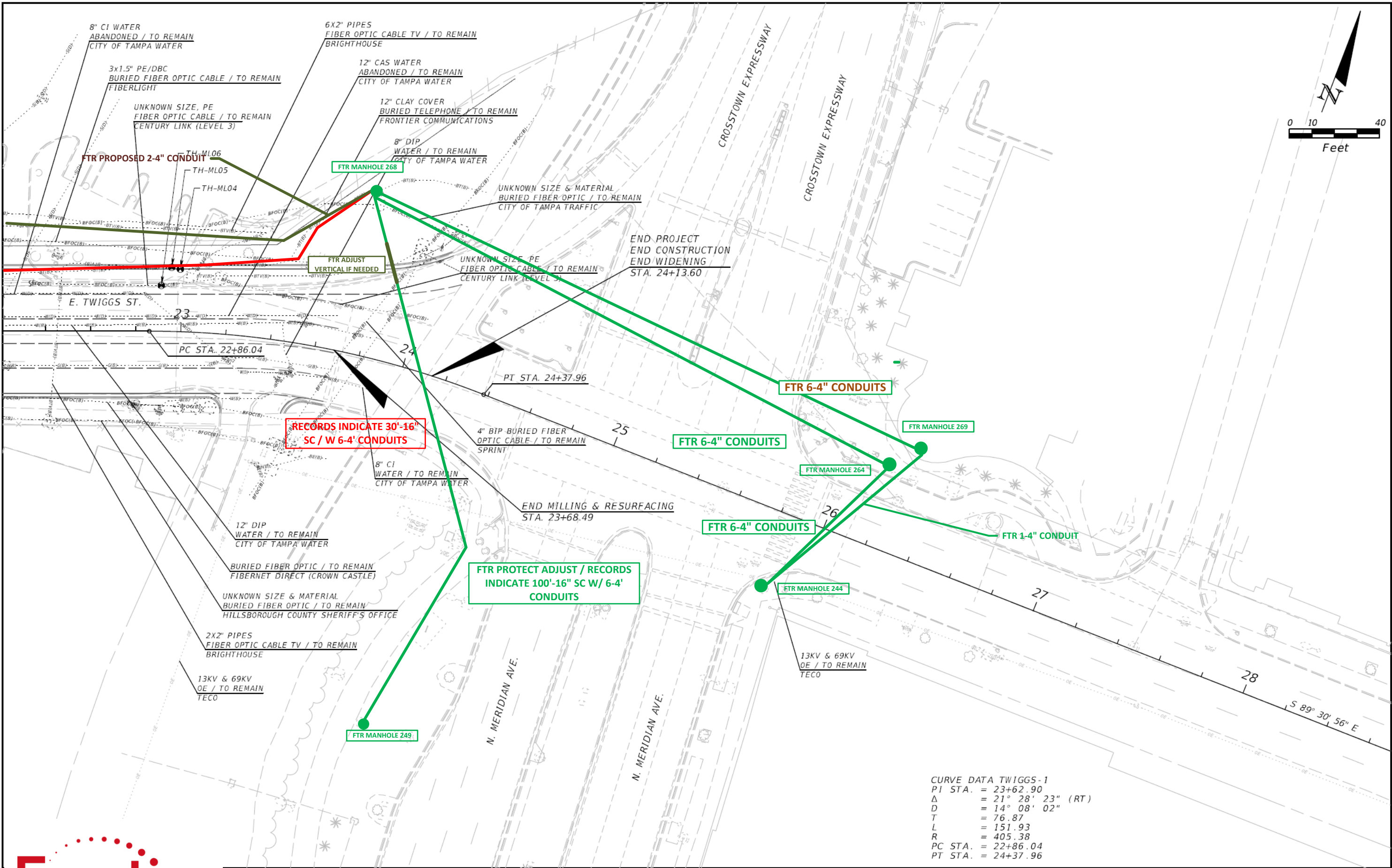
MEGAN M. TETRO, P.E.  
FLORIDA PE NO. 76120  
WANTMAN GROUP, INC.  
3111 W. MARTIN LUTHER KING JR. BLVD.,  
SUITE 375, TAMPA, FL 33607  
CERTIFICATE OF AUTHORIZATION NO. 6091

TAMPA HILLSBOROUGH EXPRESSWAY AUTHORITY		
ROAD	COUNTY	CONTRACT NO.
TWIGGS	HILLSBOROUGH	000419

UTILITY ADJUSTMENT (1)

SHEET NO.
4

THE OFFICIAL RECORD OF THIS SHEET IS THE ELECTRONIC FILE DIGITALLY SIGNED AND SEALED UNDER RULE 61G15-23.004, F.A.C.



REVISIONS		
DATE	DESCRIPTION	

MEGAN M. TETRO, P.E.  
FLORIDA PE NO. 76120  
WANTMAN GROUP, INC.  
3111 W. MARTIN LUTHER KING JR. BLVD.,  
SUITE 375, TAMPA, FL 33607  
CERTIFICATE OF AUTHORIZATION NO. 6091

TAMPA HILLSBOROUGH EXPRESSWAY AUTHORITY		
ROAD	COUNTY	CONTRACT NO.
TWIGGS	HILLSBOROUGH	000419

UTILITY ADJUSTMENT (2)	
SHEET NO.	
5	

CURVE DATA TWIGGS-1  
PI STA. = 23+62.90  
Δ = 21° 28' 23" (RT)  
D = 14° 08' 02"  
T = 76.87  
L = 151.93  
R = 405.38  
PC STA. = 22+86.04  
PT STA. = 24+37.96

THE OFFICIAL RECORD OF THIS SHEET IS THE ELECTRONIC FILE DIGITALLY SIGNED AND SEALED UNDER RULE 61G15-23.004, F.A.C.

FLORIDA DEPARTMENT OF TRANSPORTATION  
**UTILITY WORK SCHEDULE**

December 14, 2016

Pursuant to Section 337.403 F.S., the UAO and FDOT agree to the UAO's need for relocation or adjustment to its utilities and FDOT's need for a schedule for the UAO to effect the relocation or adjustment. This utility work schedule is based on FDOT plans dated in the project information box below. Any deviation by FDOT or its contractor from these plans, may void this utility work schedule. Upon notification by FDOT of a change to these plans, the UAO may negotiate a new utility work schedule. The UAO agrees to notify FDOT and the contractor in writing prior to starting, stopping, resuming, and completing work in accordance with this utility work schedule. The UAO shall obtain a utility permit and comply with requirements of the 2017 Utility Accommodation Manual (UAM) for all work done under this utility work schedule. The UAO is not responsible for events beyond the control of the UAO that could not be reasonably anticipated by the UAO and which could not be avoided by the UAO with exercise of due diligence at the time of the occurrence.

**FDOT PROJECT INFORMATION**


Financial Project ID: EXPRESSWAY AUTHORITY O-00419	Federal Project ID: N/A
State Road Number:	County: Hillsborough
FDOT Plans Dated: JULY 2019	District Document No.: N/A

**UTILITY AGENCY/OWNER (UAO)**

Utility Company: Frontier Communications			
UAO Project Rep: Randall James	Phone: 813-892-9692	E-mail: randall.james@ftr.com	
UAO Field Rep: Paul Lineberry	Phone: 813-838-8867	E-mail: Paul.a.lineberry@ftr.com	

**UTILITY SIGNATURE**

I have reviewed the FDOT plans referenced above and submit this utility work schedule in compliance with UAM Section 5 and agree to be bound by the terms of this utility work schedule.

UAO Rep.  Date 10 / 28 / 2019  
Name Randall James  
Title Senior Engineer Public Works

**ENGINEER OF RECORD SIGNATURE**

I attest this utility work schedule is compatible with the FDOT plans referenced above.

EOR.  Date 11/14/19  
Name Megan Tetro  
Title Engineer of Record

**APPROVAL BY DISTRICT UTILITIES**

This utility work schedule is complete and acceptable to FDOT.

FDOT Rep.  Date 03/10/2020  
Name David May  
Title Director Of Operation

**SECTION A: SUMMARY OF UTILITY WORK**

The below days are the total numbers of days shown for all activities in Section C of this utility work schedule. The breakdown of how these days are to be incorporated into the FDOT project and the dependence of these days upon the completion of other activities by the UAO or others is shown in Section C.

Days prior to FDOT project construction: 29

Days during FDOT project construction: 6

Financial Project ID: EXPRESSWAY AUTHORITY O-00419

Utility Company: : Frontier Communications

FDOT Plans Dated: JULY 2019

**SECTION B: UAO SPECIAL CONDITIONS/CONSTRAINTS**

Frontier and Frontier Contractors' normal business hours are from 8am to 5pm, Monday through Friday (excluding Holidays).

Any work outside of normal business hours to be scheduled a minimum of 72 hours in advance.

Extreme caution is to be used when excavating near or around Frontier facilities.

Frontier inspector is to be the point of contact during construction and to be notified when working within 2' of Frontier facilities.

Frontier is to have access throughout the duration of the project to monitor and maintain facilities for the ability to provide service

Frontier does not Engineer or budget for projects prior to receiving signed Utility Work Schedule.

Frontier requires 30 days prior to Frontier starting any work for Permitting, budget approval and material procurement.

FLORIDA DEPARTMENT OF TRANSPORTATION  
**UTILITY WORK SCHEDULE**

December 14, 2016

Financial Project ID: EXPRESSWAY AUTHORITY O-00419

Utility Company: : Frontier Communications

FDOT Plans Dated: JULY 2019

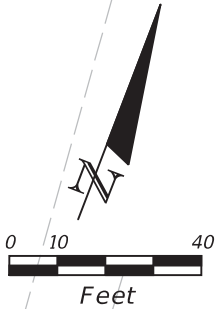
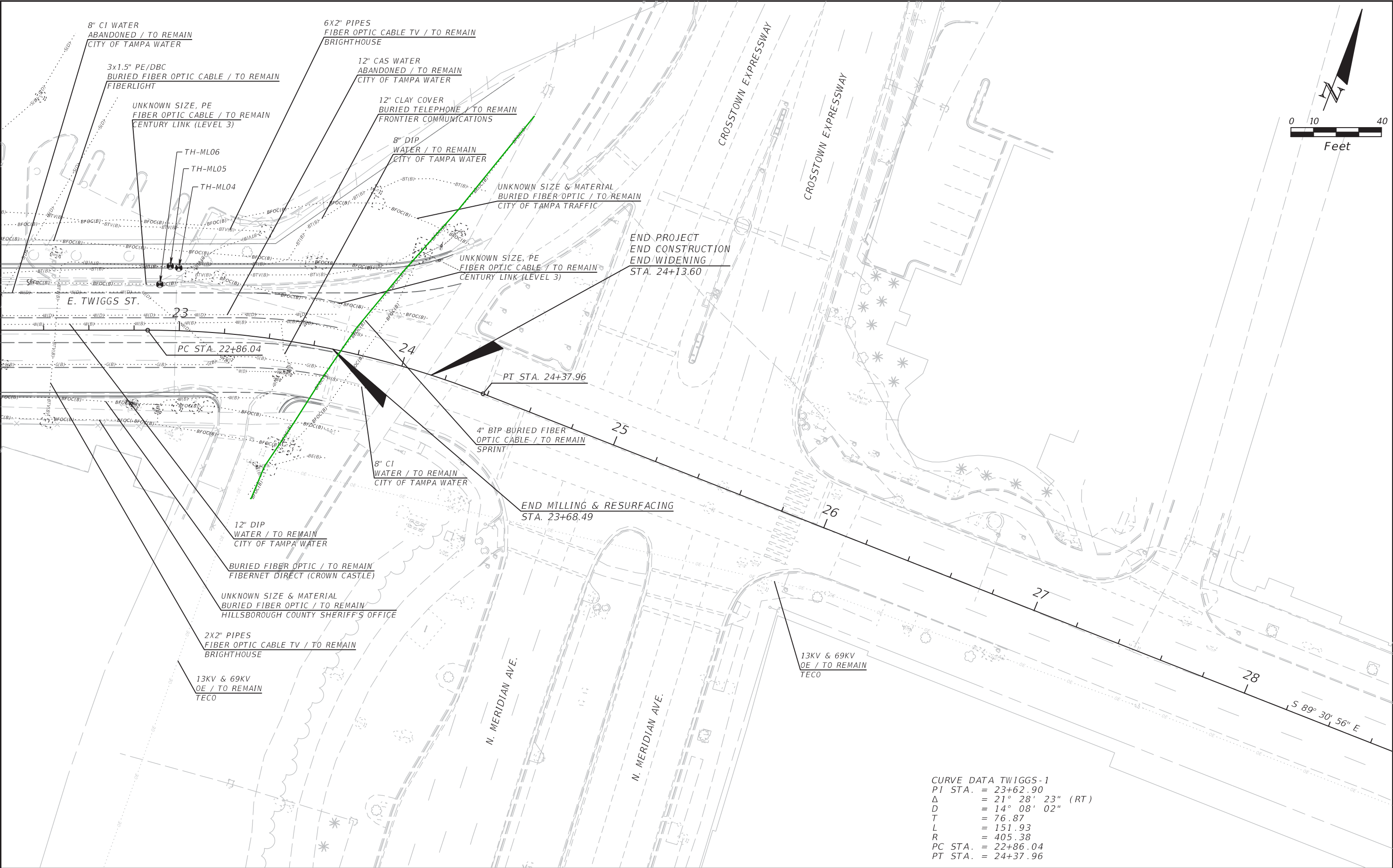
**SECTION C: UAO's WORK ACTIVITIES**

Act. No.	Utility Facility (type, size, material, status)	From Station/ Offset	To Station/ Offset	Utility Work Activity Description	Dependent Activity	TCP Phase	Consecutive Calendar Days	
							Prior to Const.	During Const.
1	FTR 6X6X9 MANHOLE	18+05, 25' LT		TO REMAIN	N/A	N/A	0	0
2	4-4" CONDUITS	18+05, 25' LT	19+00, 25' LT	TO BE GROUTED	NEW FACILITIES IN PLACE	PRIOR TO CONST	2	0
3	4-4" CONDUITS	19+00, 25' LT	22+00, 25' LT	TO BE REMOVED AFTER SIDEWALK AND CURB REMOVED	NEW FACILITIES IN PLACE	DURING CONST	0	1
4	FTR 6X6X9 MANHOLE	18+92, 55' LT		TO BE ADJUSTED TO GRADE	N/A	DURING CONST	0	1
5	2-4" CONDUITS	18+92, 55' LT VARIES TO	19+12, 28' LT	TO BE GROUTED	NEW FACILITIES IN PLACE	PRIOR TO CONST	1	0
6	6-4" CONDUITS	19+12, 28' LT	22+00, 28' LT	TO BE REMOVED AFTER SIDEWALK AND CURB REMOVED	NEW FACILITIES IN PLACE	DURING CONST	0	1
7	FTR 6X6X9 MANHOLE	22+00, 28' LT		TO BE ADJUSTED TO GRADE	N/A	DURING CONST	0	1
8	4-4" CONDUITS	22+00, 25' LT VARIES TO	23+48, 35' LT	TO REMOVE WITHOUT REMOVING SIDEWALK AND CURB	NEW FACILITIES IN PLACE	PRIOR TO	2	0
9	4-4" CONDUITS	22+00, 25' LT VARIES TO	23+48, 35' LT	TO BE REMOVED AFTER SIDEWALK AND CURB REMOVED	NEW FACILITIES IN PLACE	DURING CONST	0	1
10	4-4" CONDUITS	23+48, 35' LT VARIES TO	23+74, 70' LT	TO BE REMOVED	NEW FACILITIES IN PLACE	PRIOR TO	1	0
11	2-4" CONDUIT	18+92, 55' LT	19+12, 55' LT	PROPOSED HAND TRENCH	FDOT PERMIT	PRIOR TO CONST	2	0
12	2-4" CONDUIT	19+12, 55' LT VARIES TO	19+22, 38' LT	PROPOSED HAND TRENCH	FDOT PERMIT	PRIOR TO CONST	2	0

FDOT Plans Dated: JULY 2019

## SECTION C: UAO's WORK ACTIVITIES

[illegible]



REVISIONS				MEGAN M. TETRO, P.E. FLORIDA PE NO. 76120 WANTMAN GROUP, INC. 3111 W. MARTIN LUTHER KING JR. BLVD., SUITE 375, TAMPA, FL 33607 CERTIFICATE OF AUTHORIZATION NO. 6091	TAMPA HILLSBOROUGH EXPRESSWAY AUTHORITY			UTILITY ADJUSTMENT (2)	SHEET NO.  5
DATE	DESCRIPTION	DATE	DESCRIPTION		ROAD	COUNTY	CONTRACT NO.		
			Sprint Greenline		TWIGGS	HILLSBOROUGH	000419		

THE OFFICIAL RECORD OF THIS SHEET IS THE ELECTRONIC FILE DIGITALLY SIGNED AND SEALED UNDER RULE 61G15-23.004, F.A.C.

FLORIDA DEPARTMENT OF TRANSPORTATION  
**UTILITY WORK SCHEDULE**

December 14, 2016

Pursuant to Section 337.403 F.S., the UAO and FDOT agree to the UAO's need for relocation or adjustment to its utilities and FDOT's need for a schedule for the UAO to effect the relocation or adjustment. This utility work schedule is based on FDOT plans dated in the project information box below. Any deviation by FDOT or its contractor from these plans, may void this utility work schedule. Upon notification by FDOT of a change to these plans, the UAO may negotiate a new utility work schedule. The UAO agrees to notify FDOT and the contractor in writing prior to starting, stopping, resuming, and completing work in accordance with this utility work schedule. The UAO shall obtain a utility permit and comply with requirements of the 2017 Utility Accommodation Manual (UAM) for all work done under this utility work schedule. The UAO is not responsible for events beyond the control of the UAO that could not be reasonably anticipated by the UAO and which could not be avoided by the UAO with exercise of due diligence at the time of the occurrence.

**FDOT PROJECT INFORMATION**

Financial Project ID: O-00419	Federal Project ID:
State Road Number: N/A	County: Hillsborough
FDOT Plans Dated: July 2019	District Document No.: N/A

**UTILITY AGENCY/OWNER (UAO)**

Utility Company: Sprint Communications Company L.P.			
UAO Project Rep: Jon Baker	Phone: 321-280-9596	E-mail: Jon.Baker@Sprint.com	
UAO Field Rep: Jon Baker	Phone: 321-280-9596	E-mail: Jon.Baker@Sprint.com	

**UTILITY SIGNATURE**

I have reviewed the FDOT plans referenced above and submit this utility work schedule in compliance with UAM Section 5 and agree to be bound by the terms of this utility work schedule.

UAO Rep. Jon Baker Date 12 / 13 / 2019  
Name Jon Baker  
Title Network Engineer II

**ENGINEER OF RECORD SIGNATURE**

I attest this utility work schedule is compatible with the FDOT plans referenced above.

EOR. Megan Tetro Digitally signed by Megan Tetro  
Date: 2019.12.20 10:02:09 -05'00' Date    /    /     
Name Megan Tetro, P.E.  
Title Engineer of Record

**APPROVAL BY DISTRICT UTILITIES**

This utility work schedule is complete and acceptable to FDOT.

FDOT Rep. David May Digitally signed by David May  
Date: 2020.03.10 09:22:26 -04'00' Date    /    /     
Name David May  
Title Director of Operations

**SECTION A: SUMMARY OF UTILITY WORK**

The below days are the total numbers of days shown for all activities in Section C of this utility work schedule. The breakdown of how these days are to be incorporated into the FDOT project and the dependence of these days upon the completion of other activities by the UAO or others is shown in Section C.

Days prior to FDOT project construction: 0 Days during FDOT project construction: 3

FLORIDA DEPARTMENT OF TRANSPORTATION  
**UTILITY WORK SCHEDULE**

December 14, 2016

Financial Project ID: O-00419  
Utility Company: Sprint Communications Company L.P.  
FDOT Plans Dated: July 2019

**SECTION B: UAO SPECIAL CONDITIONS/CONSTRAINTS**

A Sprint representative will need to be on site during milling work on the North Side of Twiggs Street near railroad tracks. Please contact Jon Baker 48 hours prior to beginning this work at 352-409-5095 or Jon.Baker@Sprint.com.

Financial Project ID:	<u>O-00419</u>
Utility Company:	<u>Sprint Communications Company L.P.</u>
FDOT Plans Dated:	<u>July 2019</u>

## SECTION C: UAO's WORK ACTIVITIES

[illegible]

CONTRACT PLANS COMPONENTS

ROADWAY PLANS

TAMPA HILLSBOROUGH  
EXPRESSWAY AUTHORITY

WR 2114042

CONTRACT PLANS

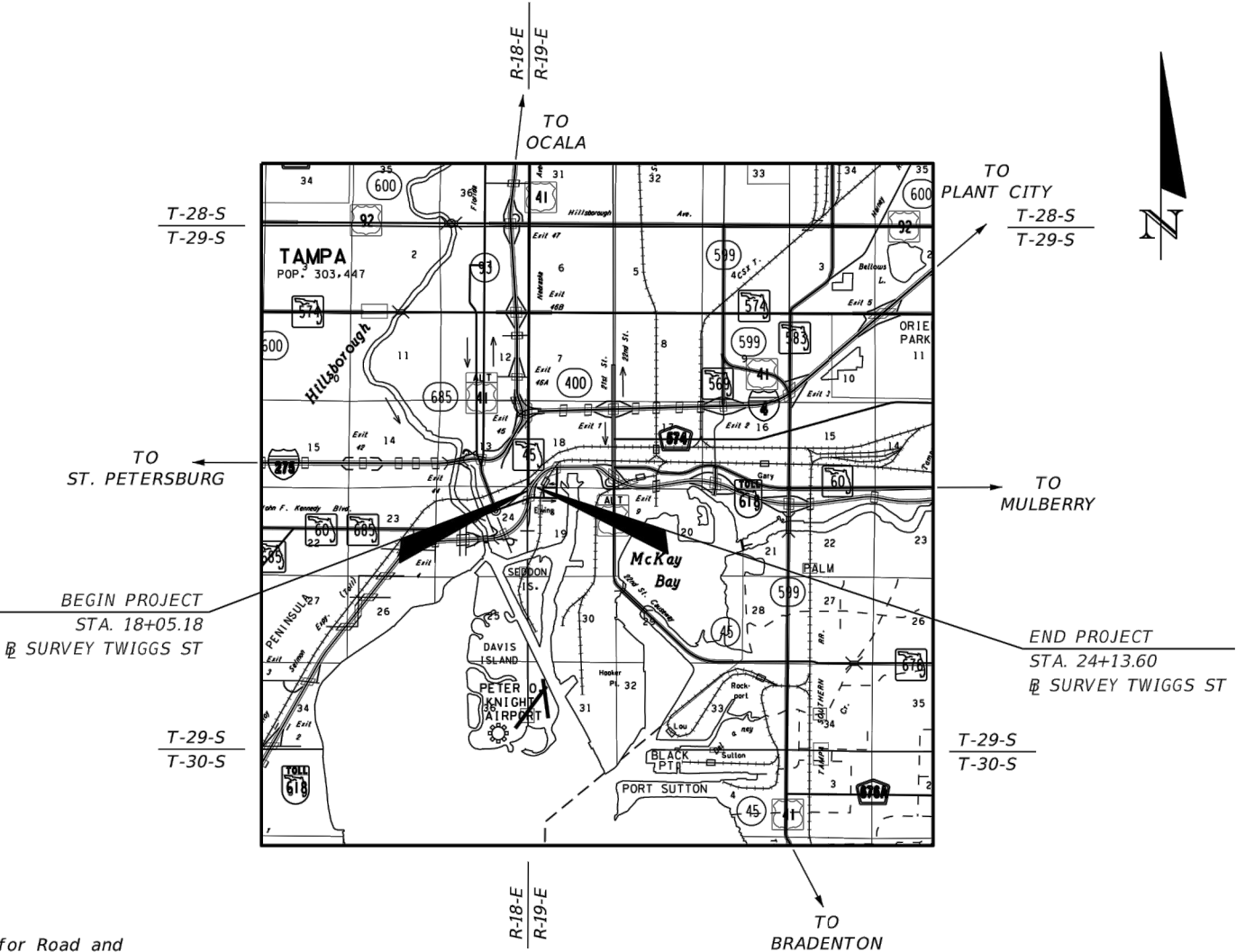
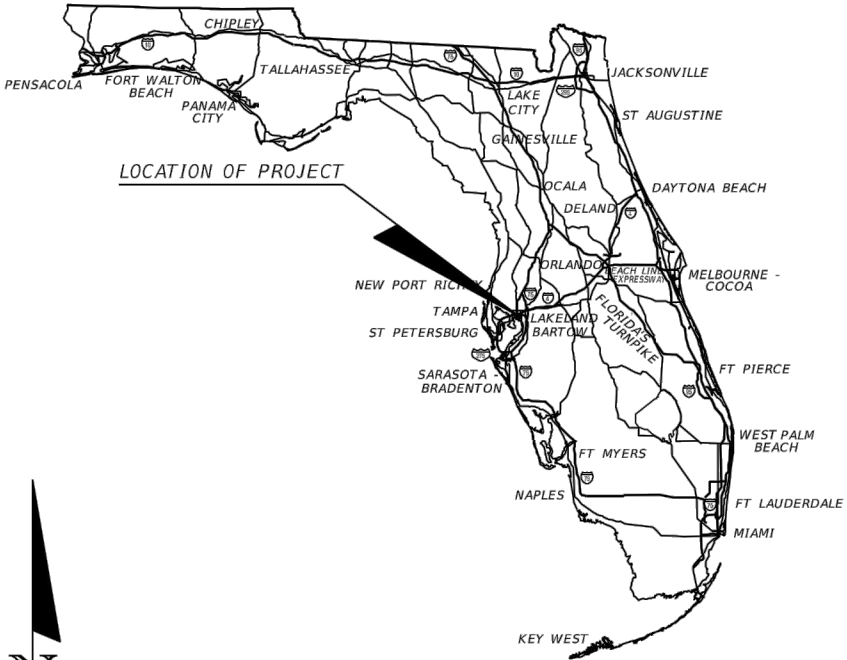
PROJECT ID: O-00918

HILLSBOROUGH COUNTY (10002)

E. TWIGGS STREET

INDEX OF ROADWAY PLANS

SHEET NO.	SHEET DESCRIPTION
1	KEY SHEET
2	TYPICAL SECTION
3 - 4	PLAN
5 - 6	UTILITY ADJUSTMENTS



TECO Distribution  
RGB

GOVERNING STANDARD PLANS:

Florida Department of Transportation, FY2018/19 Standard Plans for Road and Bridge Construction and applicable Interim Revisions (IRs).

Standard Plans for Road Construction and associated IRs are available at the following website: <http://www.fdot.gov/design/standardplans>

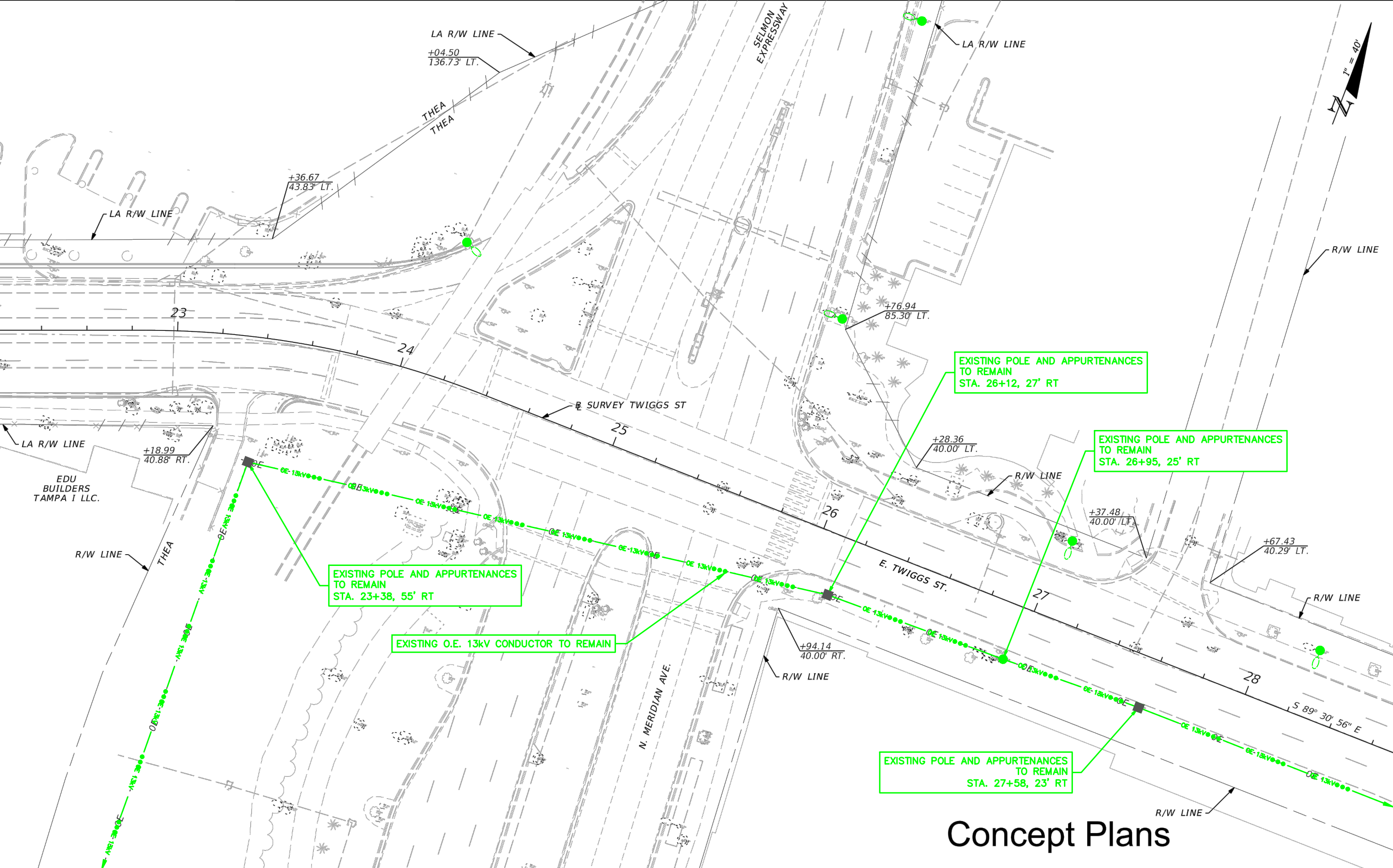
GOVERNING STANDARD SPECIFICATIONS:

Florida Department of Transportation, July 2018 Standard Specifications for Road and Bridge Construction at the following website: <http://www.fdot.gov/programmanagement/Implemented/SpecBooks>

Concept Plans

CONSTRUCTION CONTRACT NO.	FISCAL YEAR	SHEET NO.





Concept Plans

REVISIONS			
DATE	DESCRIPTION	DATE	DESCRIPTION

HNTB CORPORATION  
201 N. FRANKLIN STREET, SUITE 1200  
TAMPA, FL 33602  
PHONE: (813) 402-4150  
CERTIFICATE OF AUTHORIZATION NO. 6500  
  
DOUGLAS J. BURKHART, P.E. NO. 40900

TAMPA HILLSBOROUGH EXPRESSWAY AUTHORITY		
ROAD NO.	COUNTY	FINANCIAL PROJECT ID
	HILLSBOROUGH	O-00918

UTILITY ADJUSTMENTS (02)	

SHEET NO.

FLORIDA DEPARTMENT OF TRANSPORTATION  
**UTILITY WORK SCHEDULE**

December 14, 2016

Pursuant to Section 337.403 F.S., the UAO and FDOT agree to the UAO's need for relocation or adjustment to its utilities and FDOT's need for a schedule for the UAO to effect the relocation or adjustment. This utility work schedule is based on FDOT plans dated in the project information box below. Any deviation by FDOT or its contractor from these plans, may void this utility work schedule. Upon notification by FDOT of a change to these plans, the UAO may negotiate a new utility work schedule. The UAO agrees to notify FDOT and the contractor in writing prior to starting, stopping, resuming, and completing work in accordance with this utility work schedule. The UAO shall obtain a utility permit and comply with requirements of the 2017 Utility Accommodation Manual (UAM) for all work done under this utility work schedule. The UAO is not responsible for events beyond the control of the UAO that could not be reasonably anticipated by the UAO and which could not be avoided by the UAO with exercise of due diligence at the time of the occurrence.

**FDOT PROJECT INFORMATION**


Financial Project ID: O-00419	Federal Project ID:
State Road Number: N/A	County: Hillsborough
FDOT Plans Dated: July 2019	District Document No.: N/A

**UTILITY AGENCY/OWNER (UAO)**

Utility Company: Tampa Electric Company			
UAO Project Rep: Heather C. Lovett	Phone: 813-275-3433	E-mail: hclovett@tecoenergy.com-	
UAO Field Rep: Jason Payne	Phone: 813-919-1221	E-mail: jtpayne@pike.com	

**UTILITY SIGNATURE**

I have reviewed the FDOT plans referenced above and submit this utility work schedule in compliance with UAM Section 5 and agree to be bound by the terms of this utility work schedule.

UAO Rep.  Date 3 / 16 / 2020

Name Heather C. Lovett

Title Construction Coordinator

**ENGINEER OF RECORD SIGNATURE**

I attest this utility work schedule is compatible with the FDOT plans referenced above.

EOR. Megan Tetro Digitally signed by Megan Tetro  
Date: 2020.03.17 17:09:19 -04'00' Date    /    /   

Name Megan M. Tetro, P.E.

Title Engineer of Record

**APPROVAL BY DISTRICT UTILITIES**

This utility work schedule is complete and acceptable to FDOT.

FDOT Rep. David May Date 03/18/2020

Name David May

Title Director of Operations

**SECTION A: SUMMARY OF UTILITY WORK**

The below days are the total numbers of days shown for all activities in Section C of this utility work schedule. The breakdown of how these days are to be incorporated into the FDOT project and the dependence of these days upon the completion of other activities by the UAO or others is shown in Section C.

Days prior to FDOT project construction: 14 Days during FDOT project construction: 53

Financial Project ID: O-00419  
Utility Company: Tampa Electric Company  
FDOT Plans Dated: July 2019

**SECTION B: UAO SPECIAL CONDITIONS/CONSTRAINTS**

**SPECIAL NOTATIONS**

1. TEC (TAMPA ELECTRIC COMPANY) REQUIRES A MINIMUM OF 21 CALENDAR DAYS TO SCHEDULE ANY TEC WORK RELATED TO THIS PROJECT, INCLUDING BUT NOT LIMITED TO "DURING CONSTRUCTION" WORK IDENTIFIED IN THIS RELOCATION SCHEDULE, REQUESTS FOR THE INSTALLATION OF LINE COVER, REQUESTS FOR OVERHEAD/UNDERGROUND ELECTRIC OUTAGE(S), REQUESTS FOR TEC POLE HOLDING, AND/OR REQUESTS TO PROTECT ANY TEC FACILITIES WITH SAID REQUESTS BEING INITIATED BY THE FDOT, THE FDOT CONTRACTOR AND/OR THEIR SUBCONTRACTOR.
2. FOR SAFETY REASONS, TEC LINE CREWS SHALL NOT WORK IN ADVERSE WEATHER CONDITIONS.
3. THE TEC LINE CREW AVAILABILITY SHALL BE AFFECTED AND/OR LIMITED DUE TO OUR REQUIRED RESPONSE TO EMERGENCY CONDITIONS. THIS LIMITATION WILL BE DEPENDENT UPON THE SEVERITY OF THE EMERGENCY.
4. TEC AND/OR TEC'S SUBCONTRACTORS NORMAL WORK SCHEDULE IS MONDAY THROUGH FRIDAY FROM 8 A.M. TO 5 P.M., EXCLUDING TEC OBSERVED HOLIDAY'S WHICH INCLUDE NEW YEARS DAY, GOOD FRIDAY, MEMORIAL DAY, JULY 4TH, LABOR DAY, THANKSGIVING DAY, THE FRIDAY AFTER THANKSGIVING, CHRISTMAS EVE DAY AND CHRISTMAS DAY.
5. TEC CAN NOT REMOVE ANY TEC POLES THAT HAVE EXISTING JOINT USERS STILL ATTACHED. SUBSEQUENTLY, ALL JOINT USERS SUCH AS FRONTIER, BRIGHT HOUSE, TRAFFIC, ETC. MUST BE REMOVED BEFORE TEC CAN REMOVE THE POLE ITSELF.

EMERGENCY NUMBER FOR NIGHTS, WEEKENDS & TECO HOLIDAYS - 877-588-1010  
PROJECT MANAGEMENT: ARLEE JONES 813-309-2579  
13KV DISTRIBUTION FACILITIES CONTACT: JASON PAYNE 813-919-1221

FLORIDA DEPARTMENT OF TRANSPORTATION  
**UTILITY WORK SCHEDULE**

December 14, 2016

Financial Project ID: O-00419  
Utility Company: Tampa Electric Company  
FDOT Plans Dated: July 2019

**SECTION C: UAO's WORK ACTIVITIES**

Act. No.	Utility Facility (type, size, material, status)	From Station/O ffset	To Station/ Offset	Utility Work Activity Description	Dependent Activity	TCP Phase	Consecutive Calendar Days	
							Prior to Const.	During Const.
1	69kV Overhead Electric (O.E.) crossing C/L	STA. Beyond Project Limits South	19+66 LT	To Remain as is	N/A	N/A	0	0
2	69kV Overhead Electric (O.E.) crossing C/L	19+66 LT	STA. beyond Project Limits to Northeast	To Remain as is	N/A	N/A	0	0
3	120V O.E. on right side (RT) of C/L	STA. Beyond Project Limits Southwest	17+65, 31' RT	To be Modified	After Pole Setting	1	0	1
4	120V O.E. crossing C/L	17+65, 31' RT	17+66, 32' LT	To be Removed	After Pole Setting	1	0	3
5	120V O.E. crossing C/L	17+65, 31' RT	17+67, 35' LT	To be Installed	After Pole Setting	1	0	3
6	13kV O.E. on left side (LT) of C/L	STA. Beyond Project Limits Southwest	16+80 LT	To Remain as is	N/A	N/A	0	0
7	Distribution Pole with Light	16+81, 33' LT	N/A	To be Modified	After Pole Setting	1	0	1
8	Distribution Pole	17+66, 32' LT	N/A	To be Removed	All Joint Users must remove their attachments	1	0	1

FLORIDA DEPARTMENT OF TRANSPORTATION  
**UTILITY WORK SCHEDULE**

December 14, 2016

Financial Project ID: O-00419  
Utility Company: Tampa Electric Company  
FDOT Plans Dated: July 2019

**SECTION C: UAO's WORK ACTIVITIES**

Act. No.	Utility Facility (type, size, material, status)	From Station/Offset	To Station/Offset	Utility Work Activity Description	Dependent Activity	TCP Phase	Consecutive Calendar Days	
							Prior to Const.	During Const.
9	Pole with Light	18+33, 31' LT	N/A	To be Modified	After Pole Setting	1	0	1
10	Pole with Light	17+65, 31' RT	N/A	To be Modified	After Pole Setting	1	0	1
11	Distribution Pole	17+60, 35' LT	N/A	To be Installed	N/A	N/A	3	0
12	Pole with Light and Down Guy	17+67, 35' LT	N/A	To be Installed	N/A	N/A	3	0
13	Distribution Pole with Light and Down Guys	19+01, 32' LT	N/A	To be Removed	All Joint Users must remove their attachments	1	0	1
14	Distribution Pole	19+47, 40' LT	N/A	To be Installed	N/A	N/A	3	0
15	Distribution Pole with Down Guy	18+99, 44' RT	N/A	To be Removed	N/A	1	0	1
16	Distribution Pole with Down-Guy	19+91, 42' LT	N/A	Modify 13KV attachments	N/A	N/A	2	0
17	Pole with Light and Down Guy	19+00-45RT	N/A	Remove	N/A	N/A	1	0
18	Distribution Pole with Down Guy	18+99, 139' LT	N/A	Modify 13KV attachments	N/A	N/A	2	0
19	13kV O.E. conductor	STA. Beyond Project Limits South	19+91, 42' LT	To be Modified	After Pole Setting	1	0	1
20	13kV O.E. conductor	19+91, 42' LT	STA. Beyond Project	To Remain as is	N/A	N/A	0	0

FLORIDA DEPARTMENT OF TRANSPORTATION  
**UTILITY WORK SCHEDULE**

December 14, 2016

Financial Project ID: O-00419  
Utility Company: Tampa Electric Company  
FDOT Plans Dated: July 2019

**SECTION C: UAO's WORK ACTIVITIES**

Act. No.	Utility Facility (type, size, material, status)	From Station/Offset	To Station/Offset	Utility Work Activity Description	Dependent Activity	TCP Phase	Consecutive Calendar Days	
							Prior to Const.	During Const.
			Limits to Northeast					
21	Transmission Pole	19+77, 44' LT	N/A	To Remain as is	N/A	N/A	0	0
22	13kV O.E. near Pole at	19+02, 39' LT	N/A	De-Energize twice for drill shaft and mast arm installation	Request from Contractor	1	0	2
23	13kV O.E. conductor	16+81, 33' LT	17+66, 32' LT	To be Removed	After Pole Setting	1	0	1
24	13 kV O.E. conductor	16+81, 33' LT	17+60, 35' LT	To be Installed	After Pole Setting	1	0	1
25	13 kV O.E. conductor	17+60, 35' LT	17+67, 35' LT	To be Installed	After Pole Setting	1	0	1
26	13kV B.E. conductor	17+60, 35' LT	18+99, 139' LT	To be Installed	After Pole Setting	1	0	3
27	13kV B.E. conductor	17+67, 35' LT	19+91, 42' LT	To be Installed	After Pole Setting	1	0	3
28	120V O.E. conductor	17+67, 35' LT	18+33, 31' LT	To be Installed	After Pole Setting	1	0	3
28	120V O.E. conductor	18+33, 31' LT	19+47, 40' LT	To be Installed	After Pole Setting	1	0	3
30	13kV O.E. conductor	17+66, 32' LT	19+01, 32' LT	To be Removed	After Pole Setting	1	0	3
31	13kV O.E. conductor	19+01, 32' LT	19+91, 42' LT	To be Removed	After Pole Setting	1	0	3
32	120V O.E. conductor	17+66, 32' LT	18+33, 31' LT	To be Removed	After Pole Setting	1	0	3
33	120V O.E. conductor	18+33, 31' LT	19+01, 32' LT	To be Removed	After Pole Setting	1	0	3

FLORIDA DEPARTMENT OF TRANSPORTATION  
**UTILITY WORK SCHEDULE**

December 14, 2016

Financial Project ID: O-00419  
Utility Company: Tampa Electric Company  
FDOT Plans Dated: July 2019

**SECTION C: UAO's WORK ACTIVITIES**

Act. No.	Utility Facility (type, size, material, status)	From Station/O ffset	To Station/ Offset	Utility Work Activity Description	Dependent Activity	TCP Phase	Consecutive Calendar Days	
							Prior to Const.	During Const.
34	120V O.E. conductor	19+01, 32' LT	19+47, 31' LT	To be Removed	After Pole Setting	1	0	3
35	120V O.E. conductor	18+13, 28' RT	18+99, 44' RT	To be Removed	After Pole Setting	1	0	3
36	Span Guy wire	19+01, 32' LT	18+99, 44' RT	To be Removed	After Pole Setting	1	0	1
37	13kV O.E. conductor	19+01, 32' LT	18+99, 139' LT	To be Removed	After Pole Setting	1	0	3

TAMPA HILLSBOROUGH  
EXPRESSWAY AUTHORITY

CONTRACT PLANS

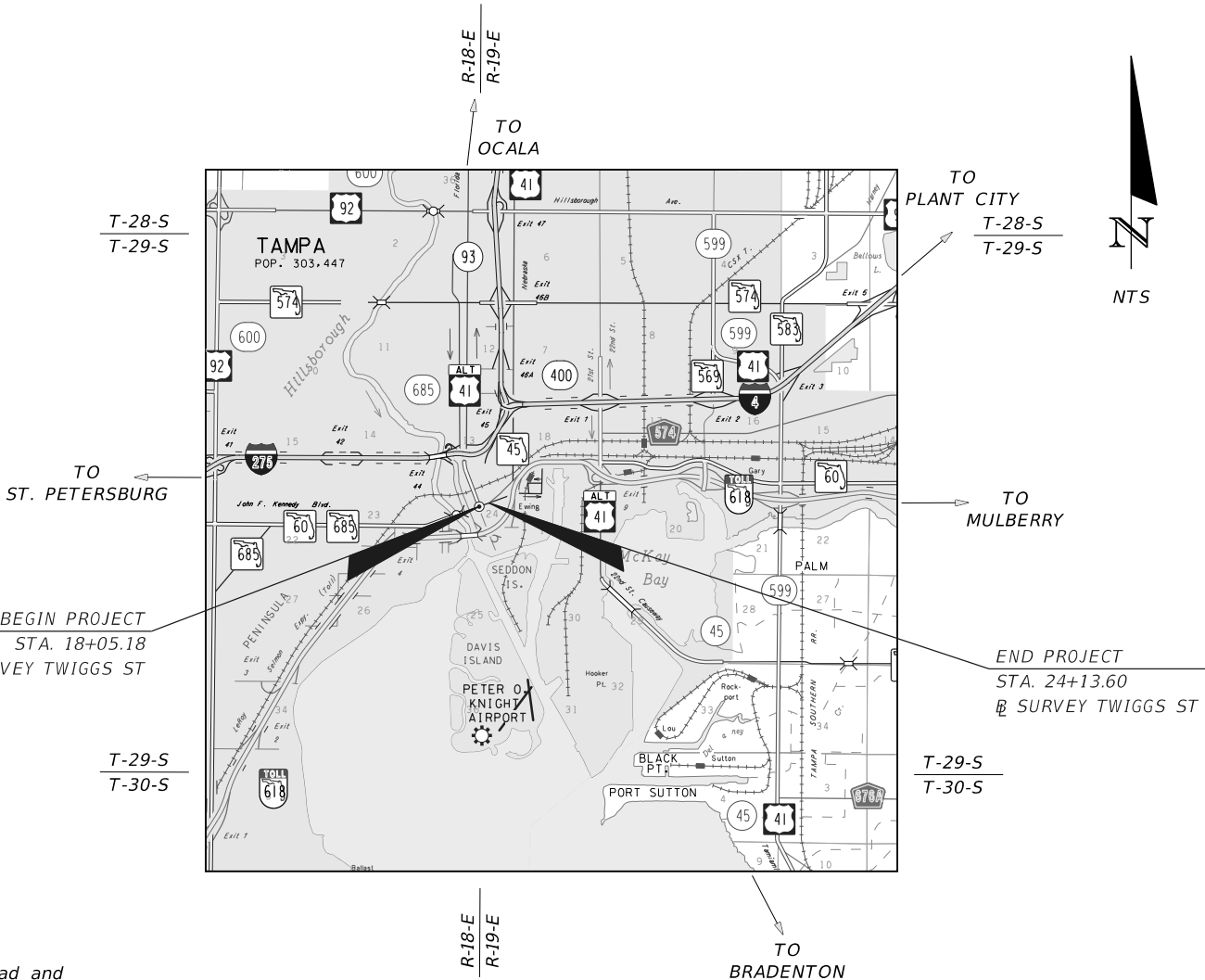
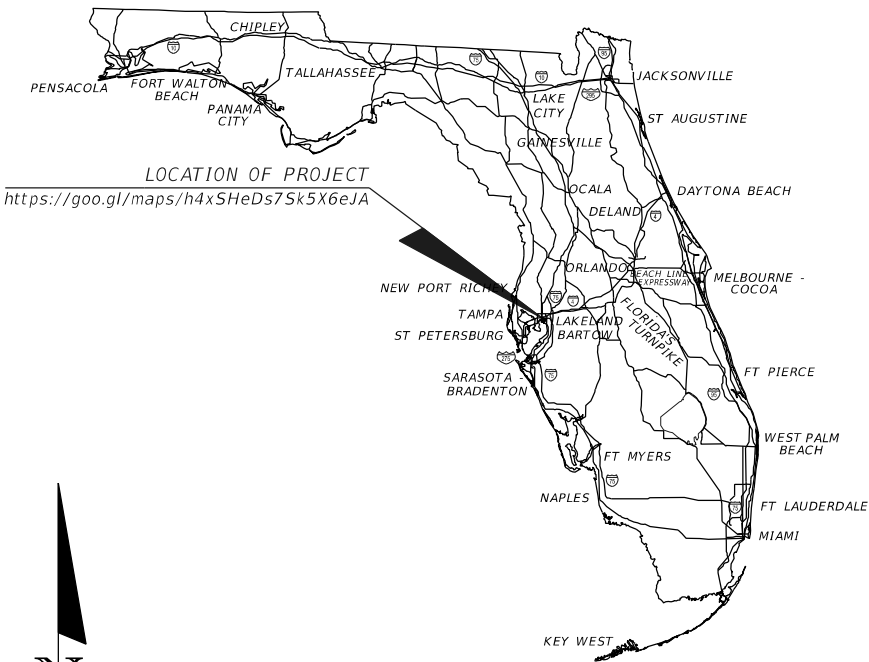
INDEX OF ROADWAY PLANS	
SHEET NO.	SHEET DESCRIPTION
1	KEY SHEET
2	SIGNATURE SHEET
3	GENERAL NOTES
UTV-1	SUMMARY OF VERIFIED UTILITIES
4 - 5	UTILITY ADJUSTMENT TYPICAL SECTION* ROADWAY PLAN*

\* PLAN SHEETS PROVIDED FOR INFORMATION ONLY

PROJECT ID: O-00419

HILLSBOROUGH COUNTY (10002)

E. TWIGGS STREET UTILITY ADJUSTMENTS



TECO Transmission  
RGB

GOVERNING STANDARD PLANS:  
Florida Department of Transportation, FY2018/19 Standard Plans for Road and Bridge Construction and applicable Interim Revisions (IRs).  
  
Standard Plans for Road Construction and associated IRs are available at the following website: <http://www.fdot.gov/design/standardplans>

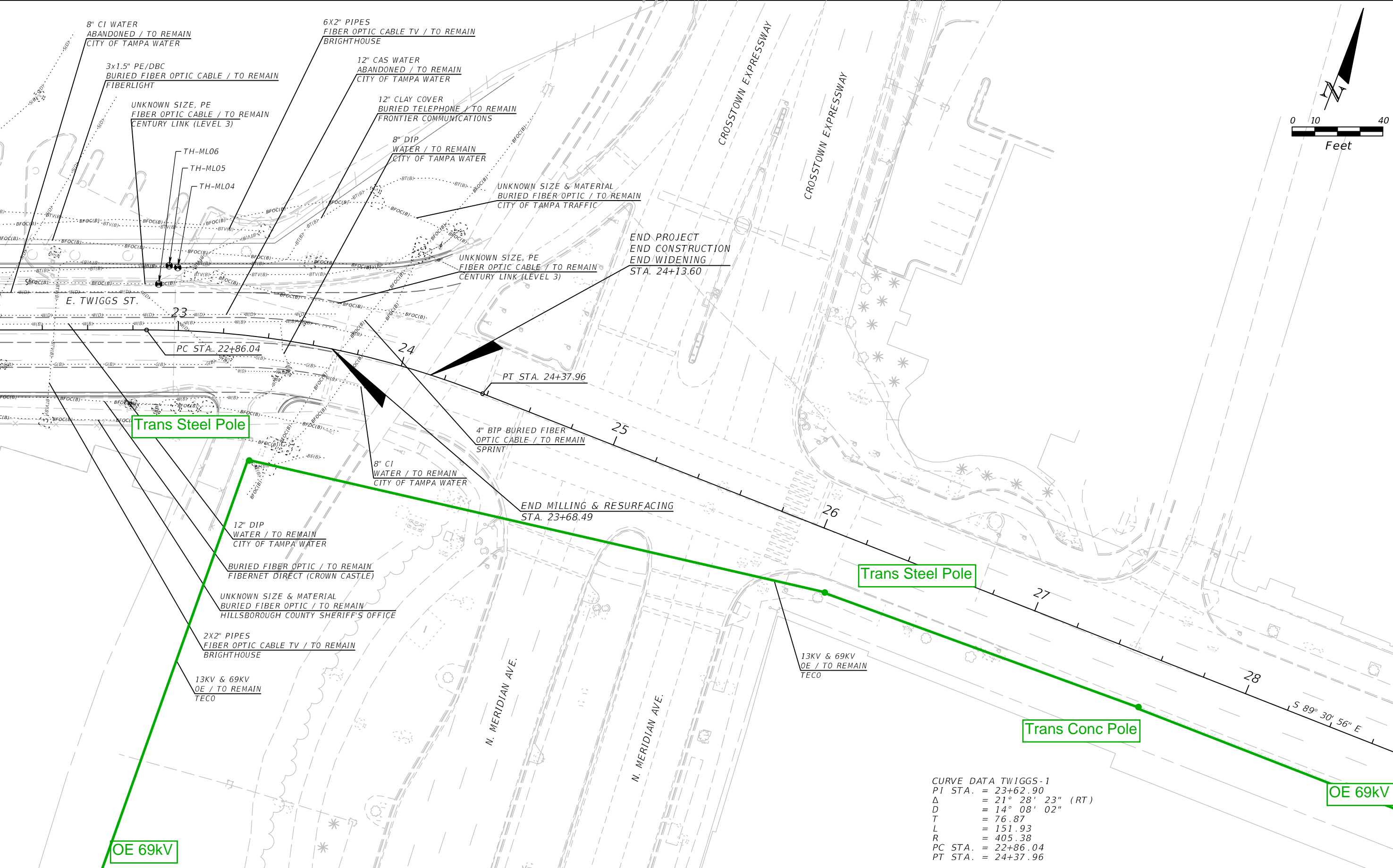
GOVERNING STANDARD SPECIFICATIONS:  
Florida Department of Transportation, July 2018 Standard Specifications for Road and Bridge Construction at the following website: <http://www.fdot.gov/programmanagement/Implemented/SpecBooks>

ROADWAY PLANS  
ENGINEER OF RECORD:  
  
MEGAN M. TETRO, P.E. NO.: 76120  
WANTMAN GROUP, INC.  
3111 W. DR. MARTIN LUTHER KING JR. BLVD.,  
SUITE 375, TAMPA, FL 33607  
(813) 574-3190  
CERTIFICATE OF AUTHORIZATION NO.: 6091

THEA PROJECT MANAGER:  
DAVID MAY, P.E.

CONSTRUCTION CONTRACT NO.	FISCAL YEAR	SHEET NO.
		1





CURVE DATA TWIGGS-1  
PI STA. = 23+62.90  
Δ = 21° 28' 23" (RT)  
D = 14° 08' 02"  
T = 76.87  
L = 151.93  
R = 405.38  
PC STA. = 22+86.04  
PT STA. = 24+37.96

REVISIONS				MEGAN M. TETRO, P.E. FLORIDA PE NO. 76120 WANTMAN GROUP, INC. 3111 W. MARTIN LUTHER KING JR. BLVD., SUITE 375, TAMPA, FL 33607 CERTIFICATE OF AUTHORIZATION NO. 6091	TAMPA HILLSBOROUGH EXPRESSWAY AUTHORITY			UTILITY ADJUSTMENT (2)	SHEET NO.  5
DATE	DESCRIPTION	DATE	DESCRIPTION		ROAD	COUNTY	CONTRACT NO.		
					TWIGGS	HILLSBOROUGH	000419		

THE OFFICIAL RECORD OF THIS SHEET IS THE ELECTRONIC FILE DIGITALLY SIGNED AND SEALED UNDER RULE 61G15-23.004, F.A.C.

TAMPA HILLSBOROUGH  
EXPRESSWAY AUTHORITY

CONTRACT PLANS

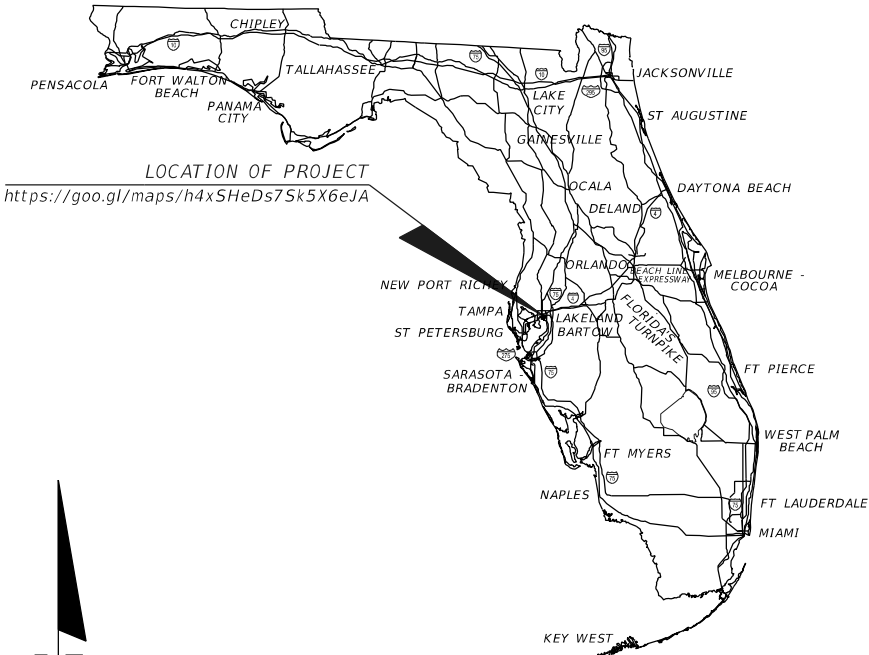
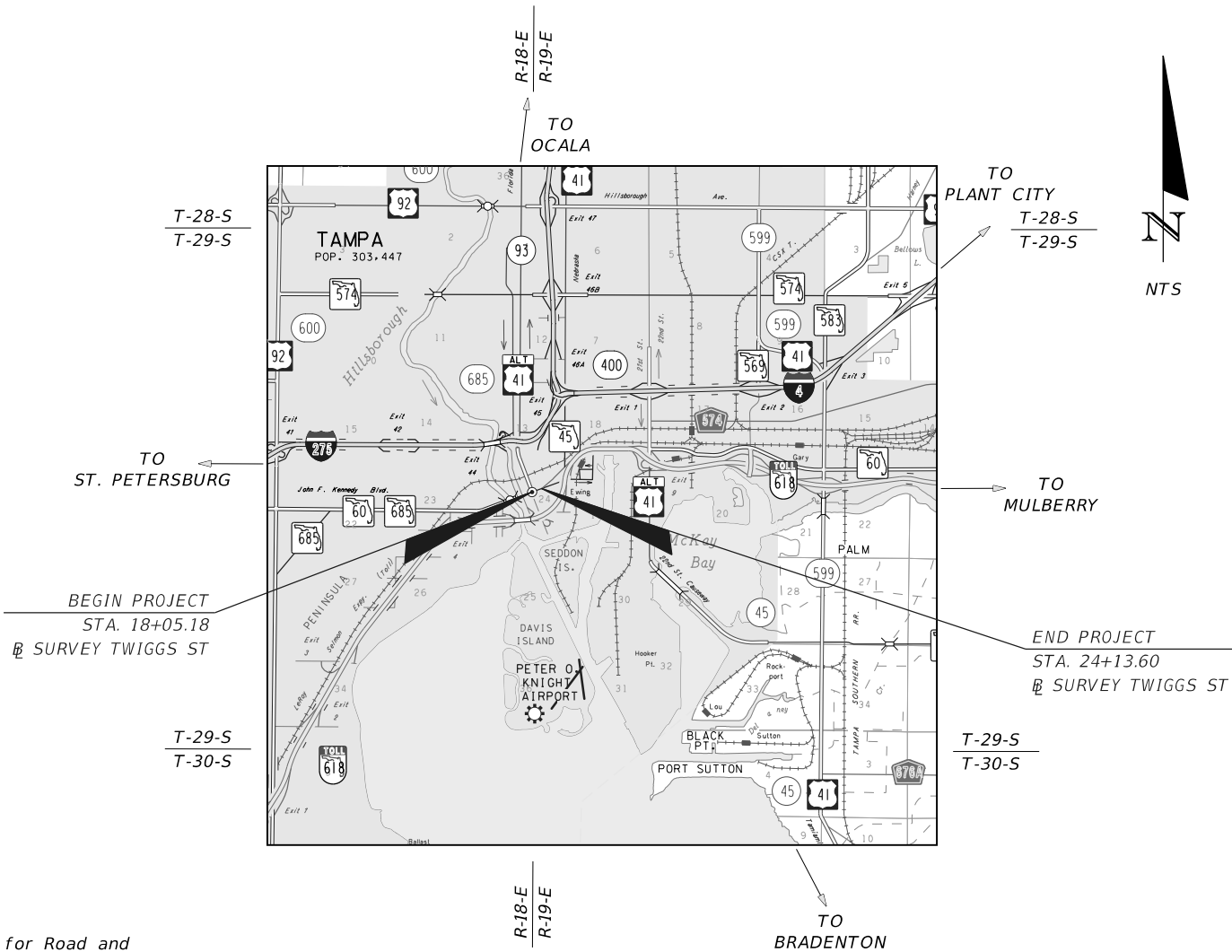
INDEX OF ROADWAY PLANS	
SHEET NO.	SHEET DESCRIPTION
1	KEY SHEET
2	SIGNATURE SHEET
3	GENERAL NOTES
UTV-1	SUMMARY OF VERIFIED UTILITIES
4 - 5	UTILITY ADJUSTMENT TYPICAL SECTION* ROADWAY PLAN*

\* PLAN SHEETS PROVIDED FOR INFORMATION ONLY

PROJECT ID: O-00419

HILLSBOROUGH COUNTY (10002)

E. TWIGGS STREET UTILITY ADJUSTMENTS



**GOVERNING STANDARD PLANS:**  
Florida Department of Transportation, FY2018/19 Standard Plans for Road and Bridge Construction and applicable Interim Revisions (IRs).  
  
Standard Plans for Road Construction and associated IRs are available at the following website: <http://www.fdot.gov/design/standardplans>

**GOVERNING STANDARD SPECIFICATIONS:**  
Florida Department of Transportation, July 2018 Standard Specifications for Road and Bridge Construction at the following website: <http://www.fdot.gov/programmanagement/Implemented/SpecBooks>

TECO PGS RGB  
MARKED PLANS  
AUGUST 30, 2019

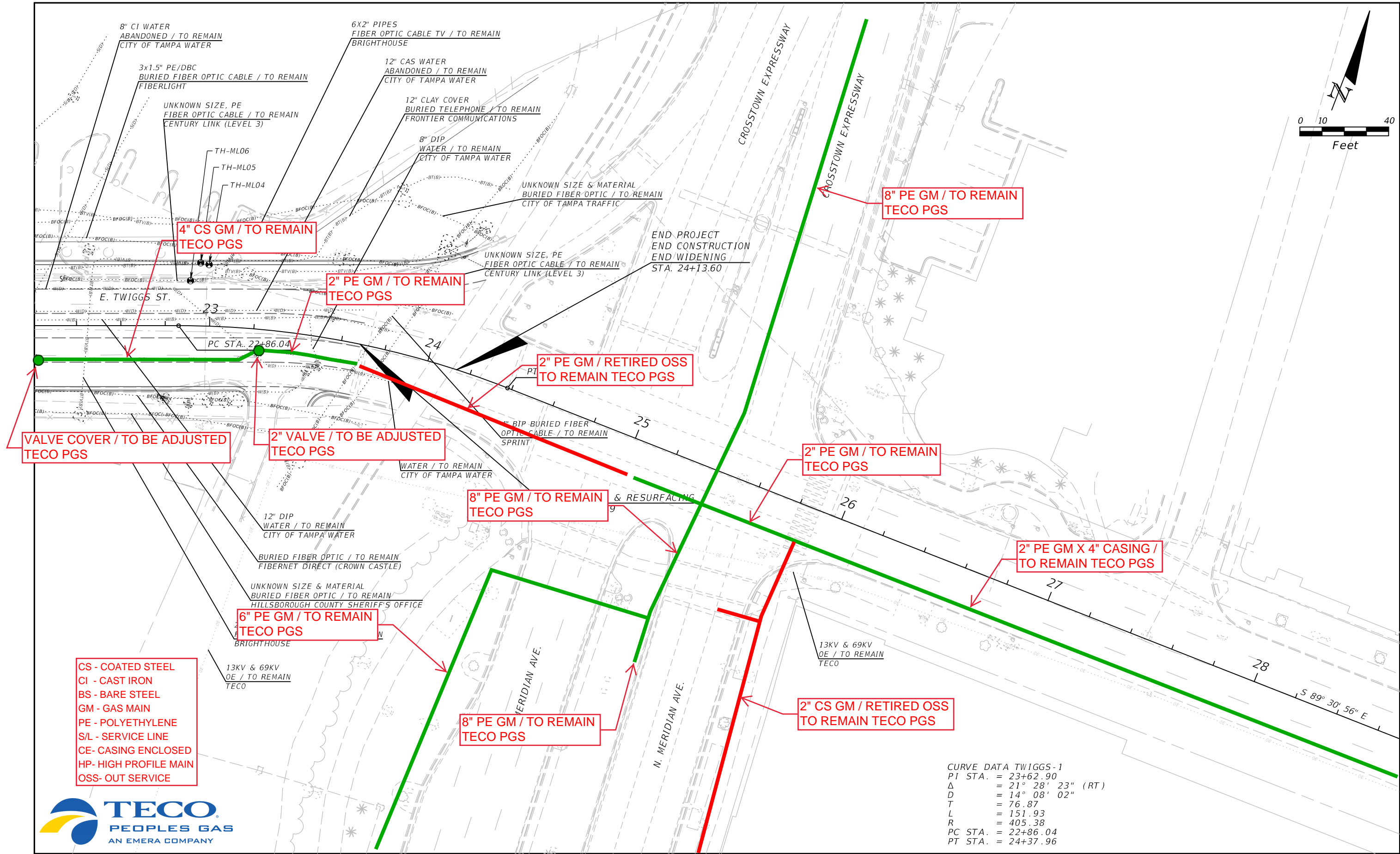


**ROADWAY PLANS  
ENGINEER OF RECORD:**  
  
MEGAN M. TETRO, P.E. NO.: 76120  
WANTMAN GROUP, INC.  
3111 W. DR. MARTIN LUTHER KING JR. BLVD.,  
SUITE 375, TAMPA, FL 33607  
(813) 574-3190  
CERTIFICATE OF AUTHORIZATION NO.: 6091

**THEA PROJECT MANAGER:**  
DAVID MAY, P.E.

CONSTRUCTION CONTRACT NO.	FISCAL YEAR	SHEET NO.
		1





CURVE DATA TWIGGS-1  
PI STA. = 23+62.90  
Δ = 21° 28' 23" (RT)  
D = 14° 08' 02"  
T = 76.87  
L = 151.93  
R = 405.38  
PC STA. = 22+86.04  
PT STA. = 24+37.96

REVISIONS				MEGAN M. TETRO, P.E. FLORIDA PE NO. 76120 WANTMAN GROUP, INC. 3111 W. MARTIN LUTHER KING JR. BLVD., SUITE 375, TAMPA, FL 33607 CERTIFICATE OF AUTHORIZATION NO. 6091	TAMPA HILLSBOROUGH EXPRESSWAY AUTHORITY			UTILITY ADJUSTMENT (2)	SHEET NO.  5
DATE	DESCRIPTION	DATE	DESCRIPTION		ROAD	COUNTY	CONTRACT NO.		
					TWIGGS	HILLSBOROUGH	000419		

THE OFFICIAL RECORD OF THIS SHEET IS THE ELECTRONIC FILE DIGITALLY SIGNED AND SEALED UNDER RULE 61G15-23.004, F.A.C.

FLORIDA DEPARTMENT OF TRANSPORTATION  
**UTILITY WORK SCHEDULE**

December 14, 2016

Pursuant to Section 337.403 F.S., the UAO and FDOT agree to the UAO's need for relocation or adjustment to its utilities and FDOT's need for a schedule for the UAO to effect the relocation or adjustment. This utility work schedule is based on FDOT plans dated in the project information box below. Any deviation by FDOT or its contractor from these plans, may void this utility work schedule. Upon notification by FDOT of a change to these plans, the UAO may negotiate a new utility work schedule. The UAO agrees to notify FDOT and the contractor in writing prior to starting, stopping, resuming, and completing work in accordance with this utility work schedule. The UAO shall obtain a utility permit and comply with requirements of the 2017 Utility Accommodation Manual (UAM) for all work done under this utility work schedule. The UAO is not responsible for events beyond the control of the UAO that could not be reasonably anticipated by the UAO and which could not be avoided by the UAO with exercise of due diligence at the time of the occurrence.

**FDOT PROJECT INFORMATION**

Financial Project ID: O-00419	Federal Project ID:
State Road Number: N/A	County: Hillsborough
FDOT Plans Dated: July 2019	District Document No.: N/A

**UTILITY AGENCY/OWNER (UAO)**

Utility Company: TECO PEOPLES GAS			
UAO Project Rep: JAMES HAMILTON	Phone: 813-275-3732	E-mail: JKHAMILTON@TECOENERGY.COM	
UAO Field Rep: MARK BYRD	Phone: 813-275-3788	E-mail: MABYRD@TECOENERGY.COM	

**UTILITY SIGNATURE**

I have reviewed the FDOT plans referenced above and submit this utility work schedule in compliance with UAM Section 5 and agree to be bound by the terms of this utility work schedule.

UAO Rep.  Digitally signed by James Hamilton  
Date: 2019.08.30 14:41:53 -04'00'  
Name JAMES HAMILTON  
Title GAS DESIGN TECHNICIAN II

Date 8 / 30 / 2019

**ENGINEER OF RECORD SIGNATURE**

I attest this utility work schedule is compatible with the FDOT plans referenced above.

EOR. Megan Tetro Digitally signed by Megan Tetro  
Date: 2020.02.19 15:59:26 -05'00'  
Name Megan M. Tetro, P.E.  
Title Engineer of Record

**APPROVAL BY DISTRICT UTILITIES**

This utility work schedule is complete and acceptable to FDOT.

FDOT Rep. David May Date 03/10/2020  
Name David May  
Title Director of Operations

**SECTION A: SUMMARY OF UTILITY WORK**

The below days are the total numbers of days shown for all activities in Section C of this utility work schedule. The breakdown of how these days are to be incorporated into the FDOT project and the dependence of these days upon the completion of other activities by the UAO or others is shown in Section C.

Days prior to FDOT project construction: \_\_\_\_\_ Days during FDOT project construction: 5

FLORIDA DEPARTMENT OF TRANSPORTATION  
**UTILITY WORK SCHEDULE**

December 14, 2016

Financial Project ID: O-00419  
Utility Company: TECO PEOPLES GAS  
FDOT Plans Dated: July 2019

**SECTION B: UAO SPECIAL CONDITIONS/CONSTRAINTS**

1. THE TECO PEOPLES GAS 24-HOUR EMERGENCY NUMBER 1-877 TECO PGS (1-877-832-6747).
2. TECO PEOPLES GAS CREW AVAILABILITY MAY BE AFFECTED OR LIMITED DUE TO OUR REQUIRED RESPONSE TO EMERGENCY CONDITIONS ELSEWHERE. THIS LIMITATION WILL BE DEPENDENT UPON THE SEVERITY AND LOCATION OF THE EMERGENCY.
3. TECO PEOPLES GAS SUBCONTRACTORS NORMAL WORK SCHEDULE IS MONDAY THROUGH FRIDAY FROM 8 A.M. TO 5 P.M., EXCLUDING TECO PEOPLES GAS OBSERVED HOLIDAY'S (NEW YEARS DAY, GOOD FRIDAY, MEMORIAL DAY, JULY 4TH, LABOR DAY, THANKSGIVING DAY, THE FRIDAY AFTER THANKSGIVING DAY, CHRISTMAS EVE DAY AND CHRISTMAS DAY). ANY TECO PEOPLES GAS ASSISTANCE REQUESTED FROM THE FDOT, THEIR CONTRACTOR OR SUBCONTRACTOR OUTSIDE OF THESE NORMAL WORKING HOURS MUST BE SCHEDULED 48 HOURS IN ADVANCE. TECO PEOPLES GAS REQUIRES VERIFICATION THAT THE CREWS ARE STILL NEEDED ON THE ACTUAL WORKDAY (MONDAY THROUGH FRIDAY) THAT HAD PREVIOUSLY BEEN REQUESTED OR THE LAST BUSINESS DAY BEFORE THE REQUESTED WEEKEND OR HOLIDAY.
4. A COPY OF THE APPROVED CONTRACTOR'S CPM (CRITICAL PATH METHOD) IS REQUESTED WITHIN 5 DAYS OF APPROVAL.

FLORIDA DEPARTMENT OF TRANSPORTATION  
**UTILITY WORK SCHEDULE**

December 14, 2016

Financial Project ID: O-00419  
Utility Company: TECO PEOPLES GAS  
FDOT Plans Dated: July 2019

**SECTION C: UAO's WORK ACTIVITIES**

Act. No.	Utility Facility (type, size, material, status)	From Station/ Offset	To Station/ Offset	Utility Work Activity Description	Dependent Activity	TCP Phase	Consecutive Calendar Days	
							Prior to Const.	During Const.
1	VALVE COVER	STA. 18+76, 26.6' RT	STA. 18+76, 26.6' RT	TO BE ADJUSTED TO FINAL GRADE	FINAL GRADE ESTABLISHED	N/A		1
2	VALVE COVER	STA. 19+39, 26.6' RT	STA. 19+39, 26.6' RT	TO BE ADJUSTED TO FINAL GRADE	FINAL GRADE ESTABLISHED	N/A		1
3	VALVE COVER	STA. 20+82, 20.8' RT	STA. 20+82, 20.8' RT	TO BE ADJUSTED TO FINAL GRADE	FINAL GRADE ESTABLISHED	N/A		1
4	VALVE COVER	STA. 22+20, 15.2' RT	STA. 22+20, 15.2' RT	TO BE ADJUSTED TO FINAL GRADE	FINAL GRADE ESTABLISHED	N/A		1
5	VALVE COVER	STA. 23+23, 9.5' RT	STA. 23+23, 9.5' RT	TO BE ADJUSTED TO FINAL GRADE	FINAL GRADE ESTABLISHED	N/A		1

TAMPA HILLSBOROUGH  
EXPRESSWAY AUTHORITY

CONTRACT PLANS

INDEX OF ROADWAY PLANS	
SHEET NO.	SHEET DESCRIPTION
1	KEY SHEET
2	SIGNATURE SHEET
3	GENERAL NOTES
UTV-1	SUMMARY OF VERIFIED UTILITIES
4 - 5	UTILITY ADJUSTMENT TYPICAL SECTION* ROADWAY PLAN*

\* PLAN SHEETS PROVIDED FOR INFORMATION ONLY

Verizon  
Business  
MCI/XO  
RGB  
Markups

James Barra  
MCI/Verizon Services Operations  
Engineer III, Spec-Ntwk Eng & Ops  
Engineering OSP BAU & One Fiber  
MCI Communications Services  
Cell 813-928-9881  
James.Barra1@VerizonWireless.com

Thomas Darling  
MCI Local Coordinator – OSP Engineer  
WD Communications Inc  
727-804-3870 (C)

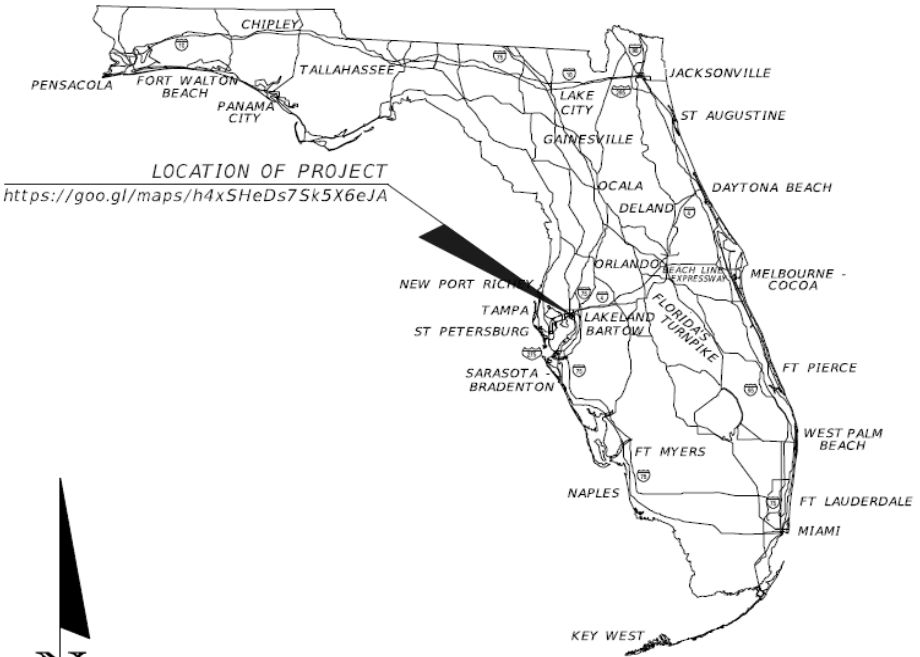
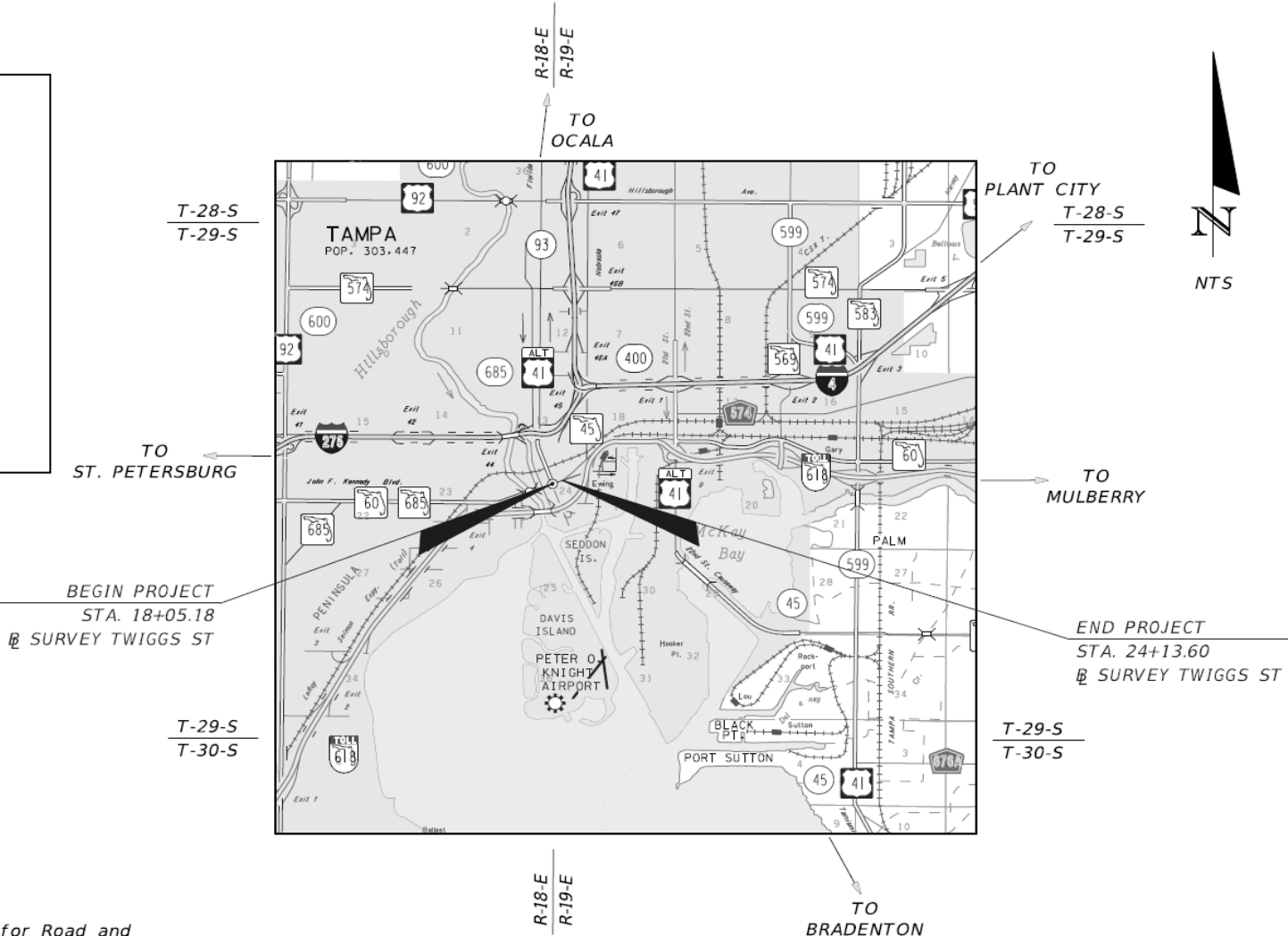
GOVERNING STANDARD PLANS:  
Florida Department of Transportation, FY2018/19 Standard Plans for Road and Bridge Construction and applicable Interim Revisions (IRs).  
  
Standard Plans for Road Construction and associated IRs are available at the following website: <http://www.fdot.gov/design/standardplans>

GOVERNING STANDARD SPECIFICATIONS:  
Florida Department of Transportation, July 2018 Standard Specifications for Road and Bridge Construction at the following website:  
<http://www.fdot.gov/programmanagement/Implemented/SpecBooks>

PROJECT ID: O-00419

HILLSBOROUGH COUNTY (10002)

E. TWIGGS STREET UTILITY ADJUSTMENTS



ROADWAY PLANS  
ENGINEER OF RECORD:  
  
MEGAN M. TETRO, P.E. NO.: 76120  
WANTMAN GROUP, INC.  
3111 W. DR. MARTIN LUTHER KING JR. BLVD.,  
SUITE 375, TAMPA, FL 33607  
(813) 574-3190  
CERTIFICATE OF AUTHORIZATION NO.: 6091

THEA PROJECT MANAGER:  
DAVID MAY, P.E.

CONSTRUCTION CONTRACT NO.	FISCAL YEAR	SHEET NO.
		1

CURVE DATA SR45-1  
PI STA. = 106+46.41  
Δ = 21° 30' 38" (RT)  
D = 24° 23' 33"  
T = 44.62  
L = 88.18  
R = 234.89  
PC STA. = 106+01.79  
PT STA. = 106+89.98  
3x1.5" BURIED FIBER OPTIC CAB  
FIBERLIGHT

MCI / Verizon  
Business  
(Old Western Union  
Manhole System)

MCI / Verizon  
Business  
(Old ICI network  
W/ Fiberlight)

XO (Verizon Business),  
Hanhole

XO (Verizon Business),  
W/ FPL(Crown Castle) & Level3 (Century Link)

16-1.25 HDPE  
W/ FOC

10" Poly Casing  
W/16-1.25" HDPE

XO (Verizon Business),  
W/ FPL(Crown Castle) & Level3 (Century Link)

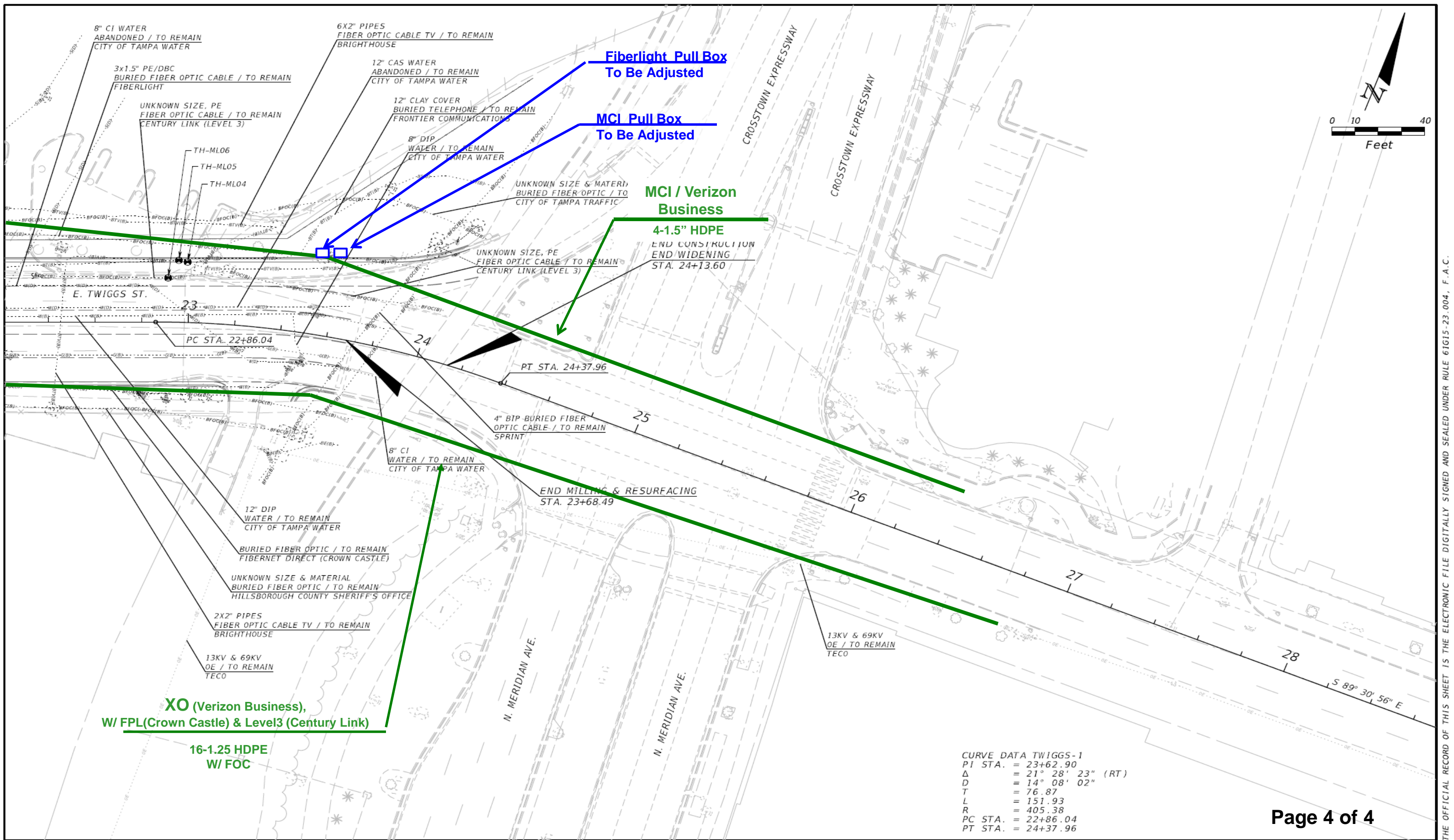
16-1.25 HDPE  
W/ FOC

MCI/FBL FOC  
PROTECT/ADJUST  
DURING  
CONSTRUCTION

MCI / Verizon  
Business  
4-1.5" HDPE

REVISIONS				MEGAN M. TETRO, P.E. FLORIDA PE NO. 76120 WANTMAN GROUP, INC. 3111 W. MARTIN LUTHER KING JR. BLVD., SUITE 375, TAMPA, FL 33607 CERTIFICATE OF AUTHORIZATION NO. 6091	TAMPA HILLSBOROUGH EXPRESSWAY AUTHORITY			UTILITY ADJUSTMENT (1)	SHEET NO.  4
DATE	DESCRIPTION	DATE	DESCRIPTION		ROAD	COUNTY	CONTRACT NO.		
					TWIGGS	HILLSBOROUGH	000419		





CURVE DATA TWIGGS-1  
PI STA. = 23+62.90  
Δ = 21° 28' 23" (RT)  
D = 14° 08' 02"  
T = 76.87  
L = 151.93  
R = 405.38  
PC STA. = 22+86.04  
PT STA. = 24+37.96

REVISIONS				MEGAN M. TETRO, P.E. FLORIDA PE NO. 76120 WANTMAN GROUP, INC. 3111 W. MARTIN LUTHER KING JR. BLVD., SUITE 375, TAMPA, FL 33607 CERTIFICATE OF AUTHORIZATION NO. 6091	TAMPA HILLSBOROUGH EXPRESSWAY AUTHORITY			UTILITY ADJUSTMENT (2)	SHEET NO.  5
DATE	DESCRIPTION	DATE	DESCRIPTION		ROAD	COUNTY	CONTRACT NO.		
					TWIGGS	HILLSBOROUGH	000419		

FLORIDA DEPARTMENT OF TRANSPORTATION  
**UTILITY WORK SCHEDULE**

December 14, 2016

Pursuant to Section 337.403 F.S., the UAO and FDOT agree to the UAO's need for relocation or adjustment to its utilities and FDOT's need for a schedule for the UAO to effect the relocation or adjustment. This utility work schedule is based on FDOT plans dated in the project information box below. Any deviation by FDOT or its contractor from these plans, may void this utility work schedule. Upon notification by FDOT of a change to these plans, the UAO may negotiate a new utility work schedule. The UAO agrees to notify FDOT and the contractor in writing prior to starting, stopping, resuming, and completing work in accordance with this utility work schedule. The UAO shall obtain a utility permit and comply with requirements of the 2017 Utility Accommodation Manual (UAM) for all work done under this utility work schedule. The UAO is not responsible for events beyond the control of the UAO that could not be reasonably anticipated by the UAO and which could not be avoided by the UAO with exercise of due diligence at the time of the occurrence.

**FDOT PROJECT INFORMATION**


Financial Project ID: O-00419	Federal Project ID: N/A
State Road Number: N/A	County: Hillsborough
FDOT Plans Dated: July 2019	District Document No.: N/A

**UTILITY AGENCY/OWNER (UAO)**

Utility Company: Verizon/MCI/XO/Nextlink Communication			
UAO Project Rep: James Barra	Phone: 813-928-9881	E-mail: james.barra1@verizonwireless.com	
UAO Field Rep: Patrick Schaefer	Phone: 813-917-4250	E-mail: patrick.schaefer@verizonbusiness.com	

**UTILITY SIGNATURE**

I have reviewed the FDOT plans referenced above and submit this utility work schedule in compliance with UAM Section 5 and agree to be bound by the terms of this utility work schedule.

UAO Rep.   
Name James Barra  
Title Engineer III, Spec-Ntwk Eng & Ops

Date 11 / 19 / 2019

**ENGINEER OF RECORD SIGNATURE**

I attest this utility work schedule is compatible with the FDOT plans referenced above.

EOR.   
Name Megan Tetro, P.E.  
Title Engineer of Record

Date 1 / 19 / 19

**APPROVAL BY DISTRICT UTILITIES**

This utility work schedule is complete and acceptable to FDOT.

FDOT Rep.   
Name David May  
Title Director of Operations

Date 03/10/2020

**SECTION A: SUMMARY OF UTILITY WORK**

The below days are the total numbers of days shown for all activities in Section C of this utility work schedule. The breakdown of how these days are to be incorporated into the FDOT project and the dependence of these days upon the completion of other activities by the UAO or others is shown in Section C.

Days prior to FDOT project construction: 0

Days during FDOT project construction: 4

FLORIDA DEPARTMENT OF TRANSPORTATION  
**UTILITY WORK SCHEDULE**

December 14, 2016

Financial Project ID: O-00419  
Utility Company: Verizon/MCI/XO/Nextlink Communication  
FDOT Plans Dated: July 2019

**SECTION B: UAO SPECIAL CONDITIONS/CONSTRAINTS**

- 1) Verizon/MCI/XO/Nextlink Communications maintains the disposition of these facilities.
- 2) Contact Verizon/MCI/XO/Nextlink Field Technician Patrick Shaefer at 813-917-4250, 48 hours prior to any excavation required within 3' of existing MCI buried fiber optic cable for electronic location verification.
- 3) Contact Local project Coordinator and Lead Engineer James Barra at 813-928-9881, 48 hours prior to any field adjustments are required.
- 4) Contractor to notify Verizon/MCI/XO/Nextlink 48 hours prior to any construction near Verizon/MCI/XO facilities and coordinate cable locates with Local Project Coordinator.

FLORIDA DEPARTMENT OF TRANSPORTATION  
**UTILITY WORK SCHEDULE**

December 14, 2016

Financial Project ID: O-00419  
Utility Company: Verizon/MCI/XO/Nextlink Communication  
FDOT Plans Dated: July 2019

**SECTION C: UAO's WORK ACTIVITIES**

Act. No.	Utility Facility (type, size, material, status)	From Station/ Offset	To Station/ Offset	Utility Work Activity Description	Dependent Activity	TCP Phase	Consecutive Calendar Days	
							Prior to Const.	During Const.
1	8-4" Conduits W/Manholes Old Western Union System	16+25 +/- 25' LT	17+96 +/- 25' LT	To Remain	N/A	N/A	0	0
2	4- 1.5" HDPE W/FOC Old ICI Joint System W/ Fiberlight & Comcast	16+25 +/- 38' LT	19+03 +/- 44' LT	To Remain	N/A	N/A	0	0
3	4- 1.5" HDPE W/FOC Old ICI Joint System W/ Fiberlight & Comcast	19+03 +/- 44' LT	19+10 +/- 44' LT	Existing VERIZON / MCI HDPE W/FOC Hold / Guard/ Protect Adjust if Necessary During Construction	Construction of Signal Foundation		0	3
4	4- 1.5" HDPE W/FOC Old ICI Joint System W/ Fiberlight & Comcast	19+10 +/- 44' LT	24+13 varies'24 LT	To Remain	N/A	N/A	0	0
5	1 – 24"X30"X48" MCI Pull Box	23+55 +/- 35' LT	23+55 +/- 35' LT	Existing MCI Pull Box with Fiber Optic Cable to To Be Adjusted During Construction	Staking of Curb and Grade		0	1
6	4- 1.5" HDPE W/FOC Old ICI Joint System W/ Fiberlight & Comcast	23+55 +/- 35' LT	24+13 +/-28 RT	To Remain	N/A	N/A	0	0
7	16- 1.25" HDPE W/FOC Old XO (Verizon Business), W/ FPL (Crown Castle) & Level3 (Century Link)	16+25 +/- 35' RT	24+13 +/-32 RT	To Remain	N/A	N/A	0	0

CONTRACT PLANS COMPONENTS

ROADWAY PLANS

TAMPA HILLSBOROUGH  
EXPRESSWAY AUTHORITY

CONTRACT PLANS

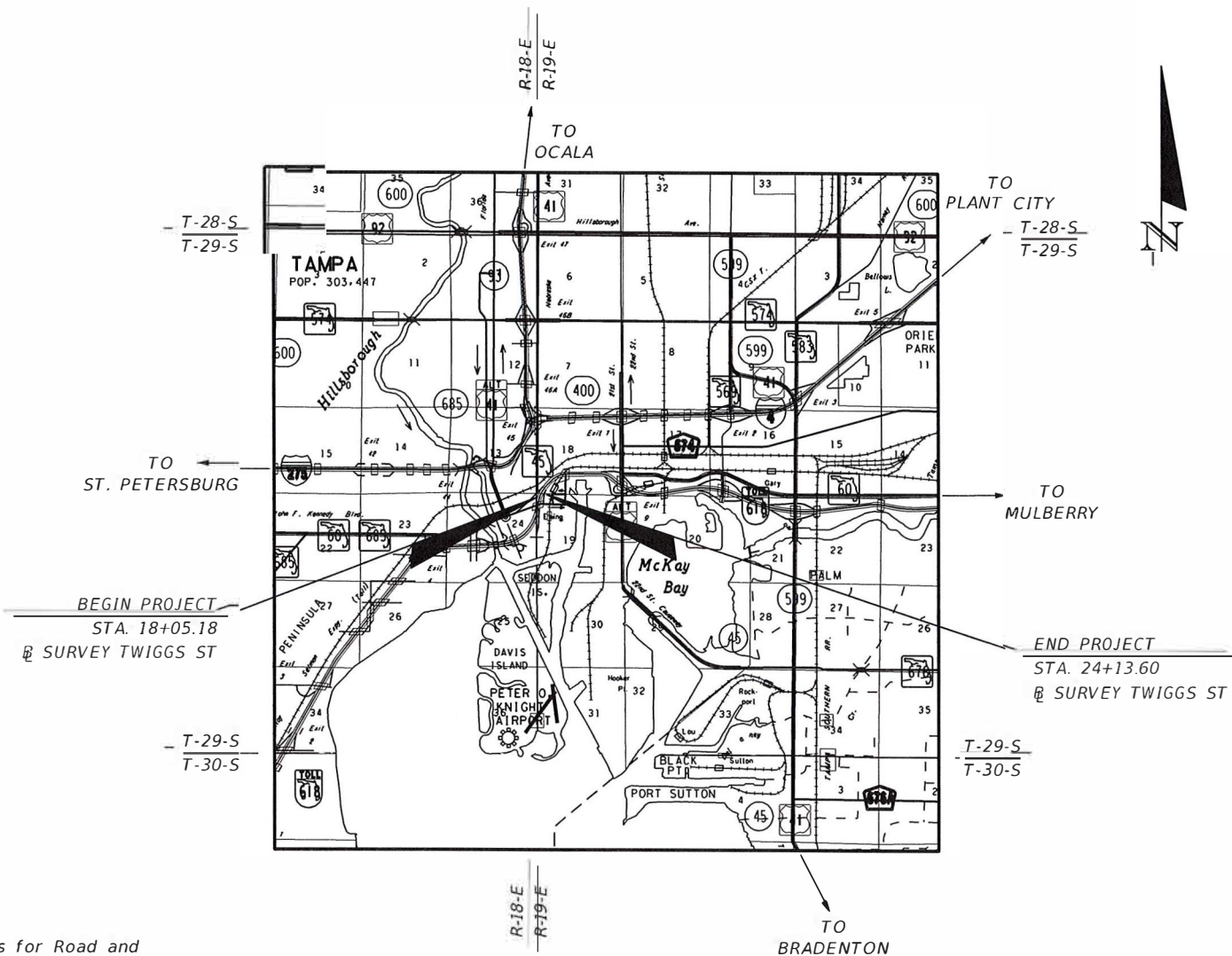
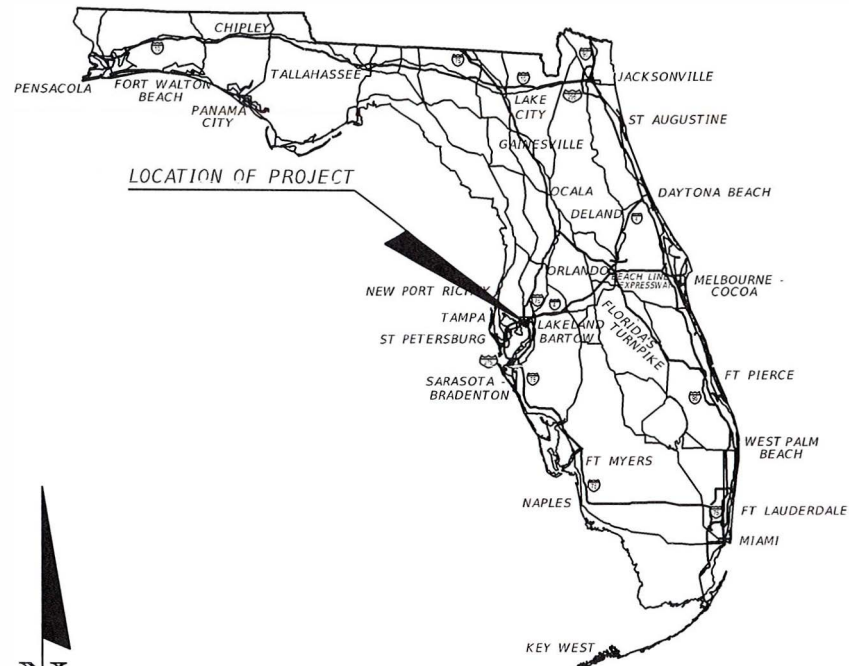
PROJECT ID: O-00918

HILLSBOROUGH COUNTY (10002)

E. TWIGGS STREET

INDEX OF ROADWAY PLANS

SHEET NO.	SHEET DESCRIPTION
1	KEY SHEET
2	TYPICAL SECTION
3 - 4	PLAN
5 - 6	UTILITY ADJUSTMENTS



GOVERNING STANDARD PLANS:

Florida Department of Transportation, FY2018/19 Standard Plans for Road and Bridge Construction and applicable Interim Revisions (IRs).

Standard Plans for Road Construction and associated IRs are available at the following website: <http://www.fdot.gov/design/standardplans>

GOVERNING STANDARD SPECIFICATIONS:

Florida Department of Transportation, July 2018 Standard Specifications for Road and Bridge Construction at the following website: <http://www.fdot.gov/programmanagement/Implemented/SpecBooks>

ROADWAY PLANS

ENGINEER OF RECORD:

DOUGLAS J. BURKHART, P.E. NO.: 40900  
HNTB CORPORATION  
201 N. FRANKLIN STREET, SUITE 1200  
TAMPA, FL 33602  
(813) 402-4150  
CONTRACT NO.: O-00918  
VENDOR NO.: VF 43-1623092  
CERTIFICATE OF AUTHORIZATION NO.: 6500

THEA PROJECT MANAGER:

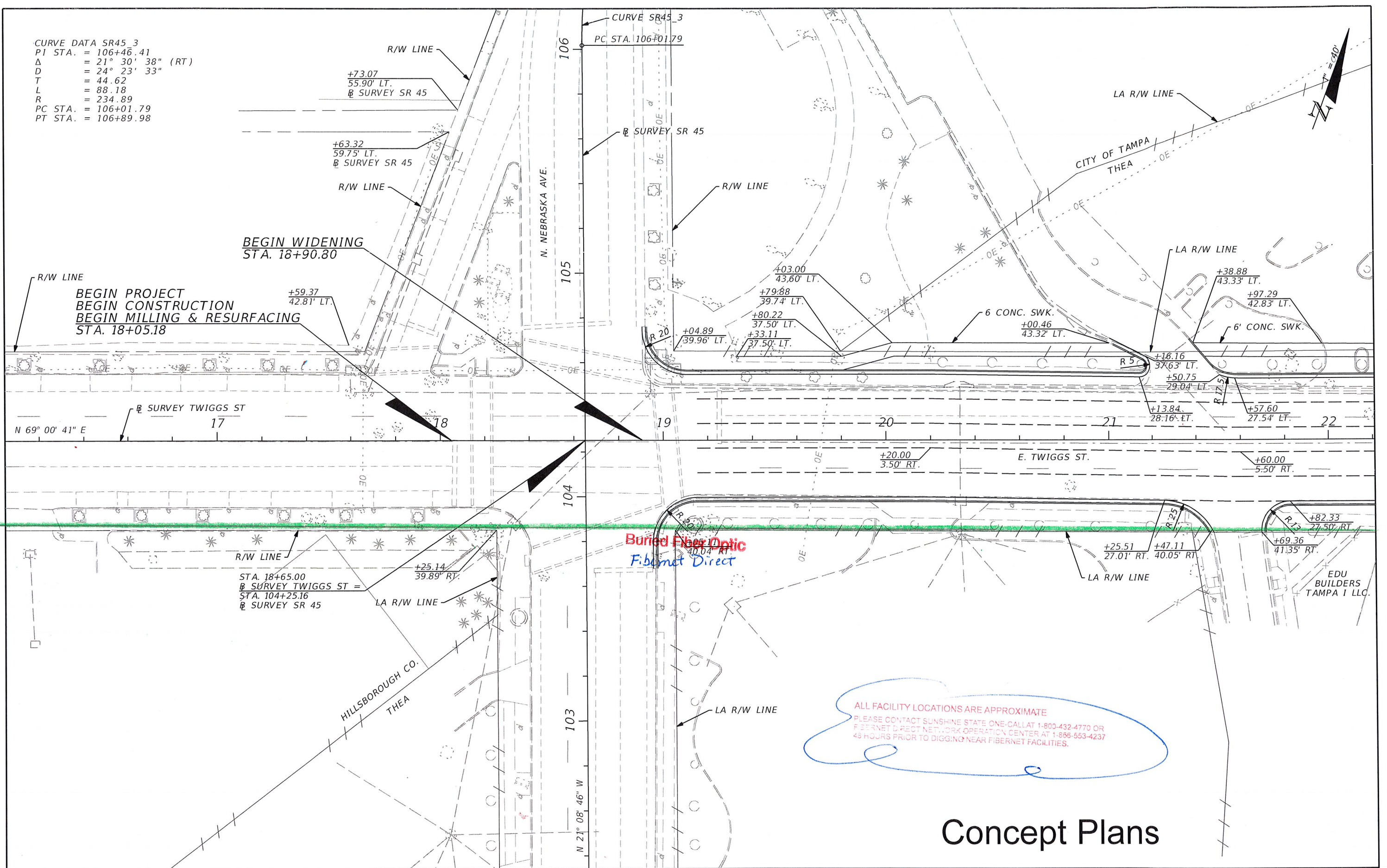
DAVID MAY, P.E.

Crown Castle (FiberNet Direct)

Concept Plans

CONSTRUCTION CONTRACT NO.	FISCAL YEAR	SHEET NO.

CURVE DATA SR45\_3  
PI STA. = 106+46.41  
Δ = 21° 30' 38" (RT)  
D = 24° 23' 33"  
T = 44.62  
L = 88.18  
R = 234.89  
PC STA. = 106+01.79  
PT STA. = 106+89.98



## Concept Plans

REVISIONS				HNTB CORPORATION 201 N. FRANKLIN STREET, SUITE 1200 TAMPA, FL 33602 PHONE: (813) 402-4150 CERTIFICATE OF AUTHORIZATION NO. 6500  DOUGLAS J. BURKHART, P.E. NO. 40900	TAMPA HILLSBOROUGH EXPRESSWAY AUTHORITY			ROADWAY PLAN (01) TWIGGS ST	SHEET NO.
DATE	DESCRIPTION	DATE	DESCRIPTION		ROAD NO.	COUNTY	FINANCIAL PROJECT ID		
						HILLSBOROUGH	O-00918		

CURVE DATA TWIGGS 3  
PI STA. = 23+62.90  
 $\Delta$  = 21° 28' 23" (RT)  
D = 14° 08' 02"  
T = 76.87  
L = 151.93  
R = 405.38  
PC STA. = 22+86.04  
PT STA. = 24+37.96

LA R/W LINE  
+04.50  
136.73' LT.

LA R/W LINE



THEA  
THEA

SELMON  
EXPRESSWAY

+32.65  
42.52' LT.

LA R/W LINE

+36.67  
43.83' LT.

+11.90  
58.23' LT.

+77.25  
38.69' LT.

R 110

+27.68  
3.38' RT.

PC STA. 22+86.04

+13.60  
42.65' LT.

+86.48  
29.79' LT.

CURVE TWIGGS 3

PI STA. 24+37.96

B. SURVEY TWIGGS ST

+76.94  
85.30' LT.

+59.92  
23.39' RT.

+18.28  
27.86' RT.

+49.42  
31.94' RT.

+13.10  
26.66' RT.

+18.99  
40.88' RT.

EDU  
BUILDERS  
TAMPA I LLC.

EXIST.  
SIGNS  
TO REMAIN



END PROJECT  
END CONSTRUCTION  
END WIDENING  
STA. 24+13.60

END MILLING & RESURFACING  
STA. 23+68.49

Buried Fiber Optic  
FiberNet Direct

N. MERIDIAN AVE.

+94.14  
40.00' RT.

E. TWIGGS ST.

+37.48  
40.00' LT.

+67.43  
40.29' LT.

ALL FACILITY LOCATIONS ARE APPROXIMATE  
PLEASE CONTACT SUNSHINE STATE ONE-CALL AT 1-800-432-4770 OR  
FIBERNET DIRECT NETWORK OPERATION CENTER AT 1-866-553-4237  
48 HOURS PRIOR TO DIGGING NEAR FIBERNET FACILITIES.

# Concept Plans

REVISIONS				HNTB CORPORATION 201 N. FRANKLIN STREET, SUITE 1200 TAMPA, FL 33602 PHONE: (813) 402-4150 CERTIFICATE OF AUTHORIZATION NO. 6500  DOUGLAS J. BURKHART, P.E. NO. 40900	TAMPA HILLSBOROUGH EXPRESSWAY AUTHORITY			ROADWAY PLANS (02) TWIGGS ST	SHEET NO.
DATE	DESCRIPTION	DATE	DESCRIPTION		ROAD NO.	COUNTY	FINANCIAL PROJECT ID		
						HILLSBOROUGH	O-00918		

## Chris Stermer

---

**From:** Haskett, Danny <Danny.Haskett@crowncastle.com>  
**Sent:** Friday, October 18, 2019 6:02 AM  
**To:** Samuel Gonzalez  
**Cc:** Williams, Shawn; Chris Stermer  
**Subject:** RE: [EXTERNAL] RE: THEA Project ID #0-00419 - Twiggs Street from N. Nebraska to N. Meridian Ave.

Samuel,

Based on SUE investigation and current plans for the above-referenced project, Crown Castle Fiber does not anticipate any conflicts.

Regards, Danny

**DANNY HASKETT**  
Operations Manager  
T: 786-610-7073 | M: 786-246-7827

**CROWN CASTLE FIBER**  
1601 NW 136<sup>th</sup> Avenue, Suite A-200, Sunrise, FL 33323  
[Fiber.CrownCastle.com](http://Fiber.CrownCastle.com)

---

**From:** Samuel Gonzalez <Samuel.Gonzalez@wginc.com>  
**Sent:** Thursday, October 17, 2019 4:04 PM  
**To:** Haskett, Danny <Danny.Haskett@crowncastle.com>  
**Cc:** Williams, Shawn <Shawn.Williams@crowncastle.com>; Chris Stermer <Chris.Stermer@wginc.com>  
**Subject:** RE: [EXTERNAL] RE: THEA Project ID #0-00419 - Twiggs Street from N. Nebraska to N. Meridian Ave.

**CAUTION:** This email originated from outside of the organization. Do not click links or open attachments unless you recognize the sender and know the content is safe.

Danny,

Based on the greenlines provided and the SUE investigation it appears that your facility is not in conflict with the road widening or the proposed mast arm (see attached). Please provide me a no conflict response letter (email is sufficient). Thank you



**Samuel Gonzalez** Senior Utility Coordinator

[Samuel.Gonzalez@wginc.com](mailto:Samuel.Gonzalez@wginc.com)

3111 W. Dr. Martin Luther King Jr. Boulevard, Suite 375, Tampa, FL 33607  
o.813.559.2285



---

**From:** Haskett, Danny [<mailto:Danny.Haskett@crowncastle.com>]  
**Sent:** Tuesday, September 24, 2019 1:03 PM  
**To:** Samuel Gonzalez <[Samuel.Gonzalez@wginc.com](mailto:Samuel.Gonzalez@wginc.com)>  
**Cc:** Williams, Shawn <[Shawn.Williams@crowncastle.com](mailto:Shawn.Williams@crowncastle.com)>  
**Subject:** [EXTERNAL] RE: THEA Project ID #0-00419 - Twiggs Street from N. Nebraska to N. Meridian Ave.

Samuel,

Crown Castle Fiber LLC, has underground fiber optic facilities within or near the limits of the above-referenced project. Attached are the marked Phase II plans. Kindly advise if you believe we may have conflicts.

Please bear in mind that Fibernet Direct, Crown Castle and Sunesys are now part of the "Crown Castle Fiber" organization.

With this response, Crown Castle Fiber has satisfied your request for the location of our facilities. Should you need anything more, please feel free to contact me.

Regards, Danny

**DANNY HASKETT**  
Operations Manager  
T: 786-610-7073 | M: 786-246-7827

**CROWN CASTLE FIBER**  
1601 NW 136<sup>th</sup> Avenue, Suite A-200, Sunrise, FL 33323  
[Fiber.CrownCastle.com](http://Fiber.CrownCastle.com)

---

**From:** Samuel Gonzalez <[Samuel.Gonzalez@wginc.com](mailto:Samuel.Gonzalez@wginc.com)>  
**Sent:** Monday, September 23, 2019 3:03 PM  
**To:** [mark.mathis@centurylink.com](mailto:mark.mathis@centurylink.com); Haskett, Danny <[Danny.Haskett@crowncastle.com](mailto:Danny.Haskett@crowncastle.com)>; [Tim.Green@fiberlight.com](mailto:Tim.Green@fiberlight.com); [randall.james@ftr.com](mailto:randall.james@ftr.com); [scott.fogleman@hillsclerk.com](mailto:scott.fogleman@hillsclerk.com); [jon.baker@sprint.com](mailto:jon.baker@sprint.com); [DWBREZNAY@tecoenergy.com](mailto:DWBREZNAY@tecoenergy.com); Williams, Shawn <[Shawn.Williams@crowncastle.com](mailto:Shawn.Williams@crowncastle.com)>; [csadmin@tecoenergy.com](mailto:csadmin@tecoenergy.com); [bruce.griffin@magnolia-river.com](mailto:bruce.griffin@magnolia-river.com)  
**Cc:** Chris Stermer <[Chris.Stermer@wginc.com](mailto:Chris.Stermer@wginc.com)>  
**Subject:** RE: THEA Project ID #0-00419 - Twiggs Street from N. Nebraska to N. Meridian Ave.

**CAUTION:** This email originated from outside of the organization. Do not click links or open attachments unless you recognize the sender and know the content is safe.

All,

This correspondence is a reminder that the due date for RGB mark-ups was **Friday, August 30, 2019**. If you haven't done so already, please provide your green lines/RGB's as soon as possible as they are pass due. If for some reason you did not received the plans, please let me know and I will provide them to you. Thank you.



**Samuel Gonzalez** Senior Utility Coordinator

[Samuel.Gonzalez@wginc.com](mailto:Samuel.Gonzalez@wginc.com)

3111 W. Dr. Martin Luther King Jr. Boulevard, Suite 375, Tampa, FL 33607

o.813.559.2285




---

**From:** Samuel Gonzalez

**Sent:** Monday, August 19, 2019 4:19 PM

**To:** [Windell.Creasy@charter.com](mailto:Windell.Creasy@charter.com); [mark.mathis@centurylink.com](mailto:mark.mathis@centurylink.com); [Brian.Paszko@tampagov.net](mailto:Brian.Paszko@tampagov.net); [Jack.Ferras@tampagov.net](mailto:Jack.Ferras@tampagov.net); [Kimani.Thomas@tampagov.net](mailto:Kimani.Thomas@tampagov.net); [Danny.Haskett@crowncastle.com](mailto:Danny.Haskett@crowncastle.com); [Tim.Green@fiberlight.com](mailto:Tim.Green@fiberlight.com); [randall.james@ftr.com](mailto:randall.james@ftr.com); [scott.fogleman@hillsclerk.com](mailto:scott.fogleman@hillsclerk.com); [jkeith@hcsotampa.fl.us](mailto:jkeith@hcsotampa.fl.us); [shawn.kahler@one.verizon.com](mailto:shawn.kahler@one.verizon.com); [jon.baker@sprint.com](mailto:jon.baker@sprint.com); [DWBREZNAY@tecoenergy.com](mailto:DWBREZNAY@tecoenergy.com); [tweidley@tecoenergy.com](mailto:tweidley@tecoenergy.com); [TOpdyke@HNTB.com](mailto:TOpdyke@HNTB.com); [WaterUtilityCoordination@tampagov.net](mailto:WaterUtilityCoordination@tampagov.net); [Shawn.Williams@crowncastle.com](mailto:Shawn.Williams@crowncastle.com); [Mark.Giurbino@charter.com](mailto:Mark.Giurbino@charter.com); [Robert.Keszler@tampagov.net](mailto:Robert.Keszler@tampagov.net); [Rynaldo.Deshauteurs@tampagov.net](mailto:Rynaldo.Deshauteurs@tampagov.net); [astewart@HNTB.com](mailto:astewart@HNTB.com); [agay@hcsotampa.fl.us](mailto:agay@hcsotampa.fl.us); [BHGriffin@tecoenergy.com](mailto:BHGriffin@tecoenergy.com); [hummbing@mpinet.net](mailto:hummbing@mpinet.net); [csadmin@tecoenergy.com](mailto:csadmin@tecoenergy.com); [James.Barra1@VerizonWireless.com](mailto:James.Barra1@VerizonWireless.com); [agay@hcsotampa.fl.us](mailto:agay@hcsotampa.fl.us); [jtpayne@pike.com](mailto:jtpayne@pike.com); [topdyke@hntb.com](mailto:topdyke@hntb.com); [robert.kuszler@tampa.gov](mailto:robert.kuszler@tampa.gov); [bruce.griffin@magnolia-river.com](mailto:bruce.griffin@magnolia-river.com); [judith.villegas@tampa-xway.com](mailto:judith.villegas@tampa-xway.com)

**Cc:** [david.may@tampa-xway.com](mailto:david.may@tampa-xway.com); [jdrapp@hntb.com](mailto:jdrapp@hntb.com); [djburkhart@HNTB.com](mailto:djburkhart@HNTB.com); [Sally.Fisher@tampa-xway.com](mailto:Sally.Fisher@tampa-xway.com); [Megan.Tetro@wginc.com](mailto:Megan.Tetro@wginc.com); [Chris.Stermer@wginc.com](mailto:Chris.Stermer@wginc.com)

**Subject:** THEA Project ID #0-00419 - Twigg Street from N. Nebraska to N. Meridian Ave.

[Jack.Ferras@tampagov.net](mailto:Jack.Ferras@tampagov.net) [Kimani.Thomas@tampagov.net](mailto:Kimani.Thomas@tampagov.net) [Danny.Haskett@crowncastle.com](mailto:Danny.Haskett@crowncastle.com) [Tim.Green@fiberlight.com](mailto:Tim.Green@fiberlight.com) [randall.james@ftr.com](mailto:randall.james@ftr.com) [WaterUtilityCoordination@tampagov.net](mailto:WaterUtilityCoordination@tampagov.net) [Shawn.Williams@crowncastle.com](mailto:Shawn.Williams@crowncastle.com) [Mark.Giurbino@charter.com](mailto:Mark.Giurbino@charter.com) [Robert.Keszler@tampagov.net](mailto:Robert.Keszler@tampagov.net) [James.Barra1@VerizonWireless.com](mailto:James.Barra1@VerizonWireless.com) [agay@hcsotampa.fl.us](mailto:agay@hcsotampa.fl.us) [jtpayne@pike.com](mailto:jtpayne@pike.com) [topdyke@hntb.com](mailto:topdyke@hntb.com) [robert.kuszler@tampa.gov](mailto:robert.kuszler@tampa.gov) [bruce.griffin@magnolia-river.com](mailto:bruce.griffin@magnolia-river.com) [judith.villegas@tampa-xway.com](mailto:judith.villegas@tampa-xway.com) [david.may@tampa-xway.com](mailto:david.may@tampa-xway.com) [jdrapp@hntb.com](mailto:jdrapp@hntb.com) [djburkhart@HNTB.com](mailto:djburkhart@HNTB.com) [Sally.Fisher@tampa-xway.com](mailto:Sally.Fisher@tampa-xway.com) [Megan.Tetro@wginc.com](mailto:Megan.Tetro@wginc.com) [Chris.Stermer@wginc.com](mailto:Chris.Stermer@wginc.com)

All,

Please find attached the following;

- Agenda
- Meeting minutes w/ sign-in-sheet
- Signal Concept plan

- Utility Work Schedule
- Updated Utility Adjustment sheet

Please contact me should you have any questions. Thank you



**Samuel Gonzalez** Senior Utility Coordinator

[Samuel.Gonzalez@wginc.com](mailto:Samuel.Gonzalez@wginc.com)

3111 W. Dr. Martin Luther King Jr. Boulevard, Suite 375, Tampa, FL 33607

o.813.559.2285



This email may contain confidential or privileged material. Use or disclosure of it by anyone other than the recipient is unauthorized. If you are not an intended recipient, please delete this email.

This email may contain confidential or privileged material. Use or disclosure of it by anyone other than the recipient is unauthorized. If you are not an intended recipient, please delete this email.

# HILLSBOROUGH COUNTY SHERIFF, FLORIDA

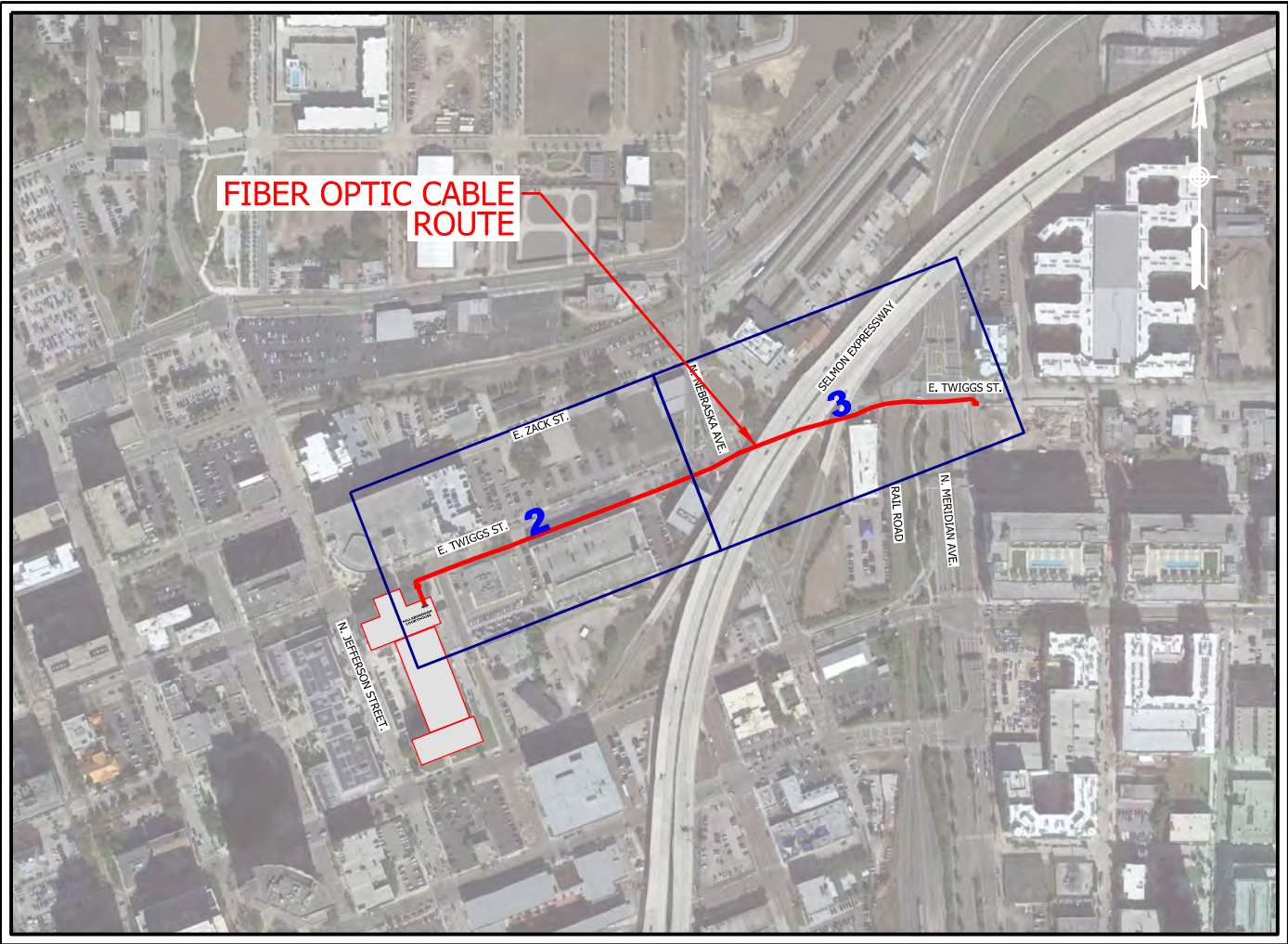
E. TWIGGS STREET  
N. MERIDIAN AVENUE TO N. EAST STREET  
FIBER OPTIC NETWORK

**AS-BUILT**

SEPTEMBER 2019

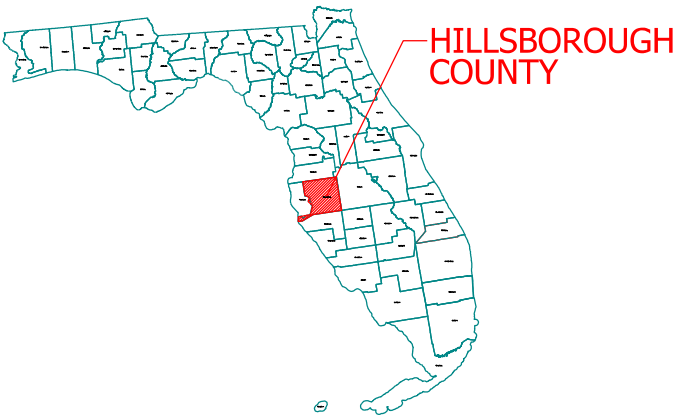
## INDEX OF SHEETS:

- SHEET 1 - COVER SHEET
- SHEET 2 - FIBER OPTIC ROUTE
- SHEET 3 - FIBER OPTIC ROUTE



## LOCATION MAP

SCALE : 1" = 500'



## LEGEND

- CABINET
- SPLICE PULL BOX
- PULL BOX
- 96 FIBER SM CABLE/CONDUIT
- 24 FIBER SM CABLE/CONDUIT
- 12 FIBER SM CABLE/CONDUIT

FiberTrak

PCS

PRECISION CONTRACTING SERVICES INC.

15834 Guild Court, Jupiter, FL 33458  
(561) 743-9737 Office

PROJECT NUMBER:  
18530

DATE:  
09/16/2019

SHEET  
1



1" = 60'


MATCH LINE - SEE SHEET 3


REVISIONS			
DESCRIPTION	CHK'D	APR'D	DATE

DESIGNED BY:  
  
BRUCE R. BOYD, RCDD

CLIENT:  
  
HILLSBOROUGH  
COUNTY  
SHERIFF

Precision Contracting Services, Inc.  
15834 Guild Court  
Jupiter, Florida 33478  
(561) 743-9737 Office

  
PRECISION CONTRACTING SERVICES, INC.  
Precision Fiber Optic Systems



PROJECT NAME AND DESCRIPTION:  
  
HILLSBOROUGH COUNTY SHERIFFS DEPARTMENT  
TWIGGS STREET.  
N. MERIDIAN AVENUE TO N. EAST STREET.  
FIBER OPTIC NETWORK AS-BUILT

DGN PATH: V:\Work Space\Fibertrak\Hillsborough Sheriff\18530 HCSO Twiggs St\HCSO Twiggs ST Master Model.dgn

DRAFTED BY: JOSE ALICEA

PROJECT NUMBER:  
18530  
DATE:  
09/16/2019  
SHEET  
02





REVISIONS			
DESCRIPTION	CHK'D	APR'D	DATE

DESIGNED BY:  
  
BRUCE R. BOYD, RCDD

CLIENT:  
  
HILLSBOROUGH  
COUNTY  
SHERIFF

Precision Contracting Services, Inc.  
15834 Guild Court  
Jupiter, Florida 33478  
(561) 743-9737 Office

  
PRECISION CONTRACTING SERVICES, INC.  
Precision Fiber Optic Systems



PROJECT NAME AND DESCRIPTION:  
  
HILLSBOROUGH COUNTY SHERIFFS DEPARTMENT  
TWIGGS STREET.  
N. MERIDIAN AVENUE TO N. EAST STREET.  
FIBER OPTIC NETWORK AS-BUILT

DGN PATH: V:\Work Space\Fibertrak\Hillsborough Sheriff\18530 HCSO Twiggs St\HCSO Twiggs ST Master Model.dgn

DRAFTED BY: JOSE ALICEA

PROJECT NUMBER:  
18530  
DATE:  
09/16/2019  
SHEET  
03

## Samuel Gonzalez

---

**From:** ANTHONY GAY <agay@teamhcso.com>  
**Sent:** Wednesday, March 4, 2020 11:38 AM  
**To:** Samuel Gonzalez  
**Subject:** Re: [EXTERNAL] Re: THEA Project ID #0-00419 - Twiggs Street from N. Nebraska to N. Meridian Ave.

Good Morning Mr. Gonzalez:

Based on our telephone conversation this morning and the fact that the HCSO owned fiber utility is located on the south side of the roadway being improved (all improvements and modifications will be to the north side of the roadway), there should be no conflict. I will advise our vendor that the pull box adjustments to grade will not be required as sidewalks will not be modified or installed on the south side of the roadway.

Thank you for your call. Please contact me again at your convenience if I may be of any additional assistance.

Have an excellent day!

Anthony C. Gay  
Project Manager, HCSO ISD BIS  
Office: 813-290-2273

---

**From:** "Samuel Gonzalez" <Samuel.Gonzalez@wginc.com>  
**To:** "ANTHONY GAY" <agay@hcso.tampa.fl.us>  
**Sent:** Wednesday, March 4, 2020 11:00:30 AM  
**Subject:** RE: [EXTERNAL] Re: THEA Project ID #0-00419 - Twiggs Street from N. Nebraska to N. Meridian Ave.

---

---

**CAUTION:** This email originated from an **External Source**. Please use proper judgment and caution when opening attachments, clicking links, or responding to this email.

---

Anthony,

In addition to the greenlines markup provided. I will need a no conflict letter (email is sufficient). Thank you



### Samuel Gonzalez

Senior Utility Coordinator

3111 W. Dr. Martin Luther King Jr. Boulevard, Suite 375  
Tampa, FL 33607  
**813.574.3190**



**From:** ANTHONY GAY [mailto:agay@hcsso.tampa.fl.us]  
**Sent:** Tuesday, September 17, 2019 8:53 AM  
**To:** Samuel Gonzalez <Samuel.Gonzalez@wginc.com>  
**Cc:** Chris Stermer <Chris.Stermer@wginc.com>; Keith, Jeffery H <jkeith@hcsso.tampa.fl.us>; SAMUEL JAMES <shjames@hcsso.tampa.fl.us>  
**Subject:** [EXTERNAL] Re: THEA Project ID #0-00419 - Twiggs Street from N. Nebraska to N. Meridian Ave.

Good Morning Mr. Gonzalez:

Please find attached to this email our detailed markups for the area of your pending project.

Feel free to contact me at your convenience if you require any additional information or assistance.

Thanks and have a great week!

Anthony C. Gay  
Project Manager  
Office: 813-290-2273

---

**From:** "Samuel Gonzalez" <Samuel.Gonzalez@wginc.com>  
**To:** "Windell Creasy" <Windell.Creasy@charter.com>, "mark mathis" <mark.mathis@centurylink.com>, "Brian Paszko" <Brian.Paszko@tampagov.net>, "Jack Ferras" <Jack.Ferras@tampagov.net>, "Kimani Thomas" <Kimani.Thomas@tampagov.net>, "Danny Haskett" <Danny.Haskett@crowncastle.com>, "Tim Green" <Tim.Green@fiberlight.com>, "randall james" <randall.james@ftr.com>, "scott fogleman" <scott.fogleman@hillsclerk.com>, "KEITH, JEFFERY H" <jkeith@hcsso.tampa.fl.us>, "shawn kahler" <shawn.kahler@one.verizon.com>, "jon baker" <jon.baker@sprint.com>, DWBREZNAY@tecoenergy.com, tweidley@tecoenergy.com, TOPdyke@HNTB.com, WaterUtilityCoordination@tampagov.net, "Shawn Williams" <Shawn.Williams@crowncastle.com>, "Mark Giurbino" <Mark.Giurbino@charter.com>, "Robert Keszler" <Robert.Keszler@tampagov.net>, "Rynaldo Deshauteurs" <Rynaldo.Deshauteurs@tampagov.net>, astewart@HNTB.com, "GAY, ANTHONY" <agay@hcsso.tampa.fl.us>, BHGriffin@tecoenergy.com, csadmin@tecoenergy.com, "James Barra1" <James.Barra1@VerizonWireless.com>, "GAY, ANTHONY" <agay@hcsso.tampa.fl.us>, jtpayne@pike.com, topdyke@hntb.com, "robert kuszler" <robert.kuszler@tampa.gov>, "bruce griffin" <bruce.griffin@magnolia-river.com>, "judith villegas" <judith.villegas@tampa-xway.com>  
**Cc:** "david may" <david.may@tampa-xway.com>, jdrapp@hntb.com, djburkhart@HNTB.com, "Sally Fisher" <Sally.Fisher@tampa-xway.com>, "Megan Tetro" <Megan.Tetro@wginc.com>, "Chris Stermer" <Chris.Stermer@wginc.com>  
**Sent:** Wednesday, August 28, 2019 10:14:55 AM  
**Subject:** THEA Project ID #0-00419 - Twiggs Street from N. Nebraska to N. Meridian Ave.

All,

Please find attached the updated conflict matrix with the signalization conflicts. Additional information will follow once the SUE is complete and data received. Thank you



**Samuel Gonzalez** Senior Utility Coordinator

[Samuel.Gonzalez@wginc.com](mailto:Samuel.Gonzalez@wginc.com)

3111 W. Dr. Martin Luther King Jr. Boulevard, Suite 375, Tampa, FL 33607

o.813.559.2285

